


**Waste is not a cost.
It is a value generator**

**From Challenge to
Sustainability**



Phuket's incinerator is over capacity.

Capacity: 900 tons/day

Phuket generates over 1,000 tons/day

(peaking at 1,400 tons during high season)



From Kitchen to Table

Butcher Waste



From THB 7.37M in butcher waste, we recovered THB 5.36M as usable ingredients



*Data from March 2025 to March 2026

From Table to Waste

Effective waste management starts with separation at the source.



Average table waste: 135 g per guest



From Table to SOS



In 2025, we **donated 3,615.10 kg** of leftover breakfast food to SOS Thailand.



From Waste to Compost

427,591.90 kg of food waste generated from kitchens and restaurants in 2025.



From Compost to Garden

7,000 coconuts harvested from our gardens, served to guests

195 kg of edible flowers from our gardens supplied to our kitchens


68,494 kg of compost generated from food waste, nurturing our landscape



From Waste to Recyclables

The more precisely we separate waste, the more we can recover and recycle.





10 Types of general waste

- Grease Waste
- Broken Plates
- Broken Glass
- Light Bulbs
- Unclaimed Customer Belongings
- Paint Cans
- Chemical Containers
- Infectious Waste
- Hazardous Waste
- General Waste



36 Types of recyclables

- Liquor Bottles
- Colored Glass Bottles
- Aluminum Cans
- Beer Bottles
- Toilet Paper Roll Bins
- Aluminum Bottle Caps
- Soft Drink / Beer Caps
- Toilet Paper Rolls
- Cardboard Boxes
- A4 Paper
- Aluminum Foil
- Sauce Cans
- Beer Crates
- Used Cooking Oil
- Empty Metal Can
- Paper Cups / Paper Food Containers
- Paper Scraps / White Envelopes
- Pens
- Drinking Straws
- Colored Paper
- Juice Cartons
- Clear Plastic
- Colored Plastic
- Plastic Bottle Caps
- Tin Cans
- Plastic Bags
- Film Rolls
- Aluminum
- Iron
- Rigid Plastic
- Motors
- Air Conditioner Radiators
- PVC Pipes
- Electrical Cables
- Batteries

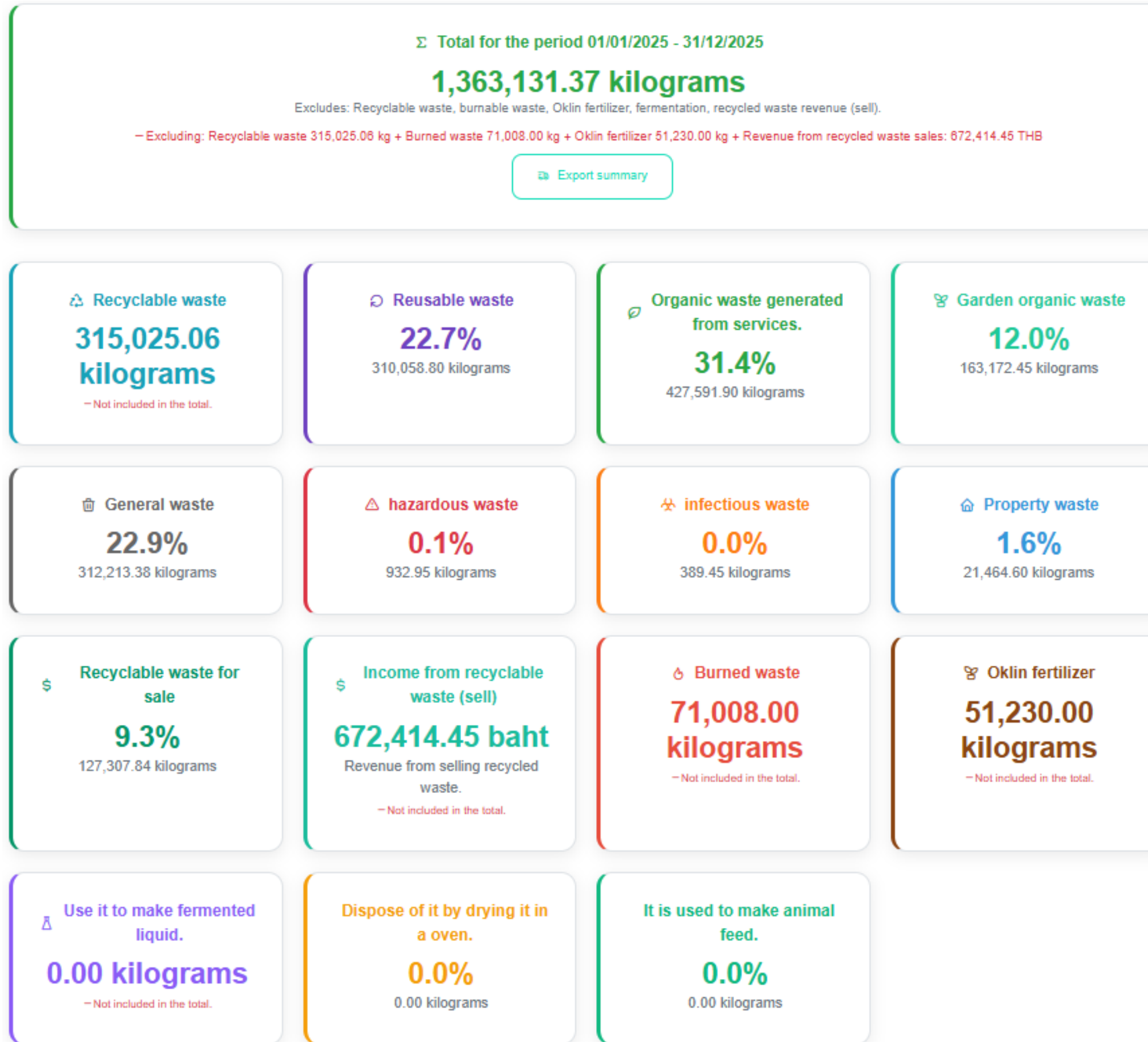
Hotel's Incinerator


We invested in our own incinerator to help reduce the burden on Phuket's waste management system.

Through better waste management, our goal is to reduce waste sent for incineration to below 10% in 2026



Digital Tracking = Game Changer





Waste Generated in 2025

From January to December 2025, we managed a total of


1,323,494 kilograms of waste.

47.85% = Recyclable

41.79% = Reprocessed

10.54% = Disposal

Month	Total Waste (kg)	Income from Recyclables (Baht)	Waste for Disposal %	Recyclable Waste %	Reprocessed Waste
Jan	116,073	67,901	11.48	46.71	41.81
Feb	104,001	66,820	9.94	48.24	41.82
Mar	105,862	80,422	9.13	52.24	38.63
Apr	120,900	54,965	8.00	49.24	42.76
May	91,844	40,519	12.91	50.86	36.23
Jun	107,048	37,750	11.53	50.51	37.96
Jul	94,849	45,505	7.11	54.01	38.88
Aug	88,306	46,538	13.60	31.33	55.07
Sep	81,648	45,263	12.47	48.33	39.20
Oct	131,946	58,299	10.70	48.00	42.04
Nov	126,438	57,477	9.06	49.05	40.09
Dec	154,579	68,518	10.50	45.70	47.00
Total	1,323,494	669,977	10.54	47.85	41.79



Waste to Value

In 2025, our recycling activities generated a **total income of 669,977 Baht. (USD 20,800)**

This revenue is allocated to our **“Waste Fund”** which is used to **organize staff activities, purchase gifts for employees, and continuously support environmental projects.**





// Our biggest challenge was turning intention into action. We did it by making waste management part of who we are. //

Katathani Collection of Resorts