

From Carbon Reporting to Carbon Control

GSTC 2026

Reimagining Business Travel
for a More Sustainable Future

 Transforming Data into Action

Global Reach, Local Expertise

Serving Millions of Members in 39 Countries and Regions, Across 24 Languages

24

Languages

39

Countries and regions

1.7 million

Global property listings

600 airlines

Covering 3,400 airports in
over 220 countries and regions



- | | | | | | | | |
|-----------------------------|--------------------|----------------|---------------|-----------------|--------------------|--------------------|----------------|
| <i>United States</i> | <i>Ireland</i> | <i>France</i> | <i>Sweden</i> | <i>Israel</i> | <i>Hong Kong</i> | <i>South Korea</i> | <i>Brazil</i> |
| <i>Saudi Arabia</i> | <i>Netherlands</i> | <i>Finland</i> | <i>Greece</i> | <i>Thailand</i> | <i>Philippines</i> | <i>Taiwan</i> | <i>Japan</i> |
| <i>United Kingdom</i> | <i>Belgium</i> | <i>Spain</i> | <i>Poland</i> | <i>Vietnam</i> | <i>Indonesia</i> | <i>Australia</i> | <i>Canada</i> |
| <i>Mainland China</i> | <i>Switzerland</i> | <i>Italy</i> | <i>Russia</i> | <i>Malaysia</i> | <i>Mexico</i> | <i>Ukraine</i> | <i>Germany</i> |
| <i>United Arab Emirates</i> | <i>Denmark</i> | <i>Austria</i> | <i>Turkey</i> | <i>Portugal</i> | <i>Singapore</i> | <i>New Zealand</i> | |

Business Travel By Trip.com Group

Trip.com Group™

One of the world leaders in global travel booking technology for flights, hotels, trains and more!

Trip.com

Business Model

B2C:
Focused on the individual, one-off booking.

Payment

Immediate:
Personal or corporate credit card required at checkout.

Governance

Employees manage own receipts.

Consumer Rewards & Loyalty

Destination Insights

Convenient Self-Service

Lifestyle & Leisure Filtering

Trip.Biz

B2B:
Focused on managing the entire organization's travel program.

Corporate Pay:
Company account settlement with no upfront costs for employees.

Automated multi-level approval workflows and policy enforcement.

Executive Care

Reporting & Analytics

Institutional Duty of Care

Sustainable Responsibility

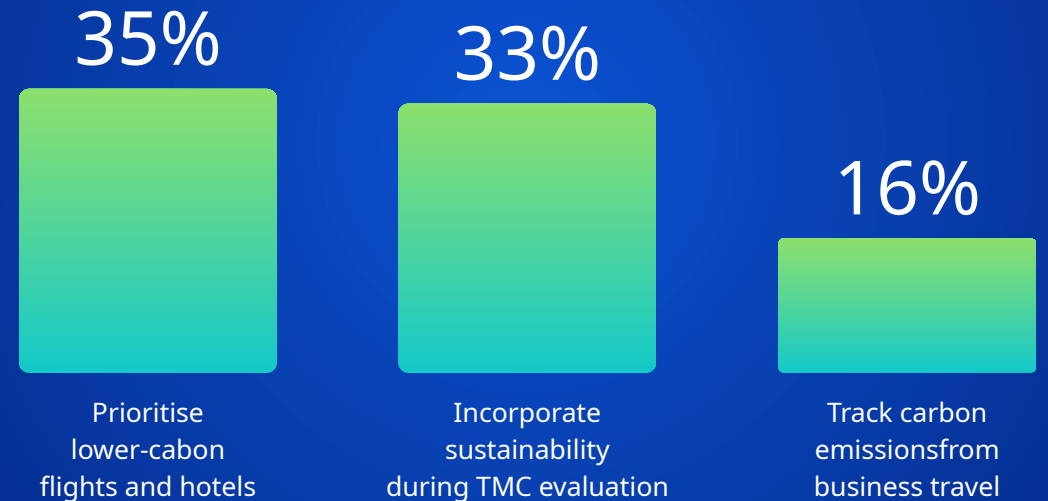
How APAC Corporates Prioritize Sustainability

Data-driven insights from the region's leading organizations

Importance of lower-carbon / more sustainable travel

	Low (1-3)	Medium (4-6)	High (7-8)	Very High (9-10)
Indonesia	0%	0%	26%	74%
Thailand	0%	10%	22%	68%
Vietnam	0%	2%	36%	62%
Singapore	2%	13%	32%	53%
Malaysia	1%	14%	41%	44%
Macau	0%	11%	49%	40%
Hong Kong	2%	18%	43%	37%
Korea	2%	22%	54%	22%
Japan	10%	52%	32%	6%

How does your company demonstrate commitment to more sustainable business travel?



From Dashboards to Daily Decisions

Measurement is not management.

Current Capabilities



Carbon Display

Real-time CO₂ emissions shown per option



Lower emissions

This flight **389 kg CO₂**
 Typical for this route **611 kg CO₂**

36% lower

Emissions are calculated for selected seating class. Learn



Sustainability Tags

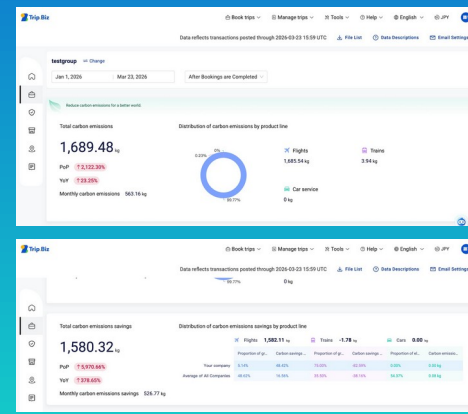
Sustainability certifications for eco-friendly hotels

Filter for lower carbon options



Carbon Reporting

Comprehensive emissions tracking & saving analytics



The Journey Ahead

- 1 **Visibility**
See carbon data ✓
- 2 **Awareness**
Understand impact ✓
- 3 **Action**
Make better choices →
- 3 **Accountability**
Enforce policies 🔒

Our Goal

Transform carbon data from passive reporting into active decision-making at every touchpoint of the travel experience.

The Shift from Transparency to Accountability

Transparency

The "Knowing" Phase

- ✓ Carbon dashboards show historical emissions
- ✓ Annual sustainability reports document impact
- ✓ Travelers see carbon data at booking
- ✓ Organizations track Scope 3 emissions

"We know our carbon footprint, but we're not actively reducing it."

Accountability

The "Doing" Phase

- ✓ Carbon budgets set limits by department/team
- ✓ Real-time tracking monitors progress against targets
- ✓ Automated workflows enforce policies at booking
- ✓ Behavioral nudges guide travelers to greener choices

"Every booking decision contributes to our sustainability goals."

The shift from Transparency (Knowing) to Accountability (Doing).

Features that Drive Behavioral Change

Display carbon emission data of flights

Sort by carbon emission (from low to high)

Carbon emission explanation

The carbon emission of this flight is too high.
The CO2 produced by this flight is estimated to be 1332kg. It is recommended to choose a low-carbon flight.

[Continue](#) [Cancel](#)

Carbon Control



Algorithm Customization:

Prioritizing low-carbon carriers or greener options in the search results.



In-App Sustainability Alerts in Booking Stage:

Live carbon data displays at the booking stage, providing immediate transparency and alternative suggestions.

"This flight is 1,332kg CO2. A lower-carbon alternative is available."



Emission Visibility for Approvers:

Full transparency for travel approvers to review the specific carbon cost of each itinerary alongside the financial cost.



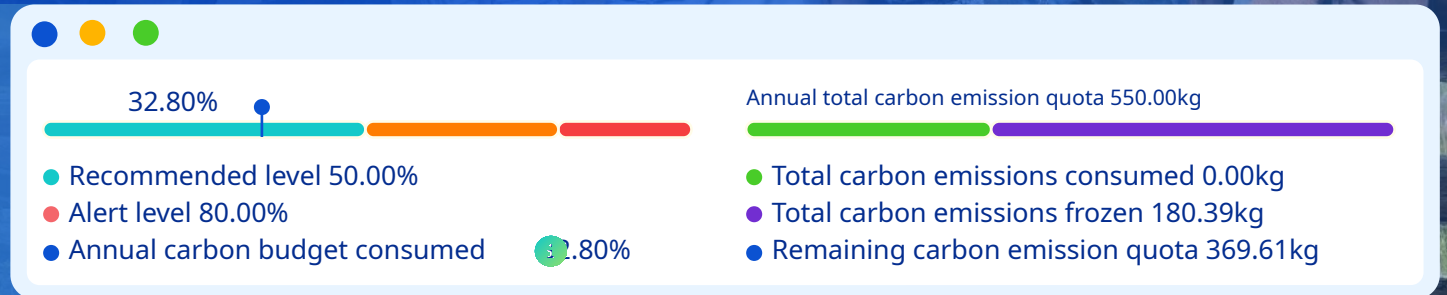
Custom Approval Flows:

Automated triggers if a booking exceeds the assigned carbon budget.

Success Story : Global Pharmaceutical Leader

38.3% Reduction in Carbon Emissions Achieved with New Features

Trip.Biz launched its 'Lower-carbon Travel Programme' for the APAC division of a leading global pharmaceutical manufacturer. This initiative features a comprehensive carbon management system designed to track and reduce travel-related emissions, directly supporting the client's sustainable development goals.



Dec. 2023 Carbon Reporting

- Record the carbon produced
- Check the carbon usage progress bars
- Make decisions based on the amount of carbon emissions generated

Jul. 2024 Carbon Budgeting & Control

- Monitor and control the progress of carbon consumption
- View the carbon emission excess reminder
- Implement a new carbon emission approval flow
- Algorithm customisation and carbon control function

The Transformation Needed

A fundamental reimagining of business travel

More sustainable business travel requires a fundamental reimagining of not just what travel occurs, but also how it's valued, measured, and integrated into business operations. The transformation needed goes beyond technology—it's about changing mindsets, processes, and organizational culture.

Actionable Policies

Sustainability policies must move from aspirational statements to enforceable guidelines with clear consequences and incentives.

- ✓ Clear carbon budgets by department
- ✓ Automated policy enforcement
- ✓ Executive accountability metrics

Visible Metrics

Carbon impact must be visible at every decision point, from booking to expense reporting, making sustainability impossible to ignore.

- ✓ Real-time carbon dashboards
- ✓ Individual traveler footprints
- ✓ Department-level benchmarking

Integrated Operations

Carbon management must be woven into daily workflows, not treated as a separate initiative or annual reporting exercise.

- ✓ Booking system integration
- ✓ Expense platform connectivity
- ✓ HR and finance system alignment

The Urgency

70%+

of corporate emissions are Scope 3 (including business travel)

3% → 20%

aviation's projected share of global emissions by 2050

The Opportunity

Organizations that act now will gain competitive advantage through cost savings, regulatory compliance, and enhanced brand reputation. The time for incremental change has passed—transformation is required.

Trip.com Group™ | Trip.Biz



Follow for updates

Trip.Biz 



Trip.Biz_CS@trip.com