

Extend

Improve

Renovate

Self-Build



VIRTUAL Homebuilding & Renovating Summer Show

24th - 25th July 2020



Your Virtual Event Guide

Expert Panel Sponsor

Internorm

Theatre Sponsor

klöeber

Category Sponsor

ecoHaus

Getting started and accessing the event

Getting Started

Visit **homebuildingshow.vfairs.com**. The event will be available to access from Friday 24th July, at 10am when the event opens until 5pm on Saturday 25th July.

You will need to login using the email you used when you registered for the Virtual event or previously for the live event.



The event is accessible on your desktop, mobile or tablet but you'll only be able to log in from one device at a time. If you'd like friends or family to access the link, they'll have to register again.

You are able to login and out as you please during the show days - we're open from 10am to 5pm each day.

Our top tips for finding your way around

1. Log-in at **homebuildingshow.vfairs.com** using your email address
2. You can use the event Lobby to move around the show by clicking on the big images (Exhibit Hall, Theatres and Information Point)
3. Use the blue Navigation bar across the top to find your way around the whole show and if you want to return to the start, click on the 'Lobby' Use the Chat function to speak to exhibitors
4. Use the 'search stand' button at the top of the homepage to search for specific exhibitors. Click the 'back to floor' or 'back to category' buttons when you've finished with that exhibitor, or simply use the blue navigation bar to find your way back to the Lobby.
5. Clicking Lobby on the blue navigation bar will always take you back to the start

What you can find at the event

Take a look at our event floor plan so you can start planning your day

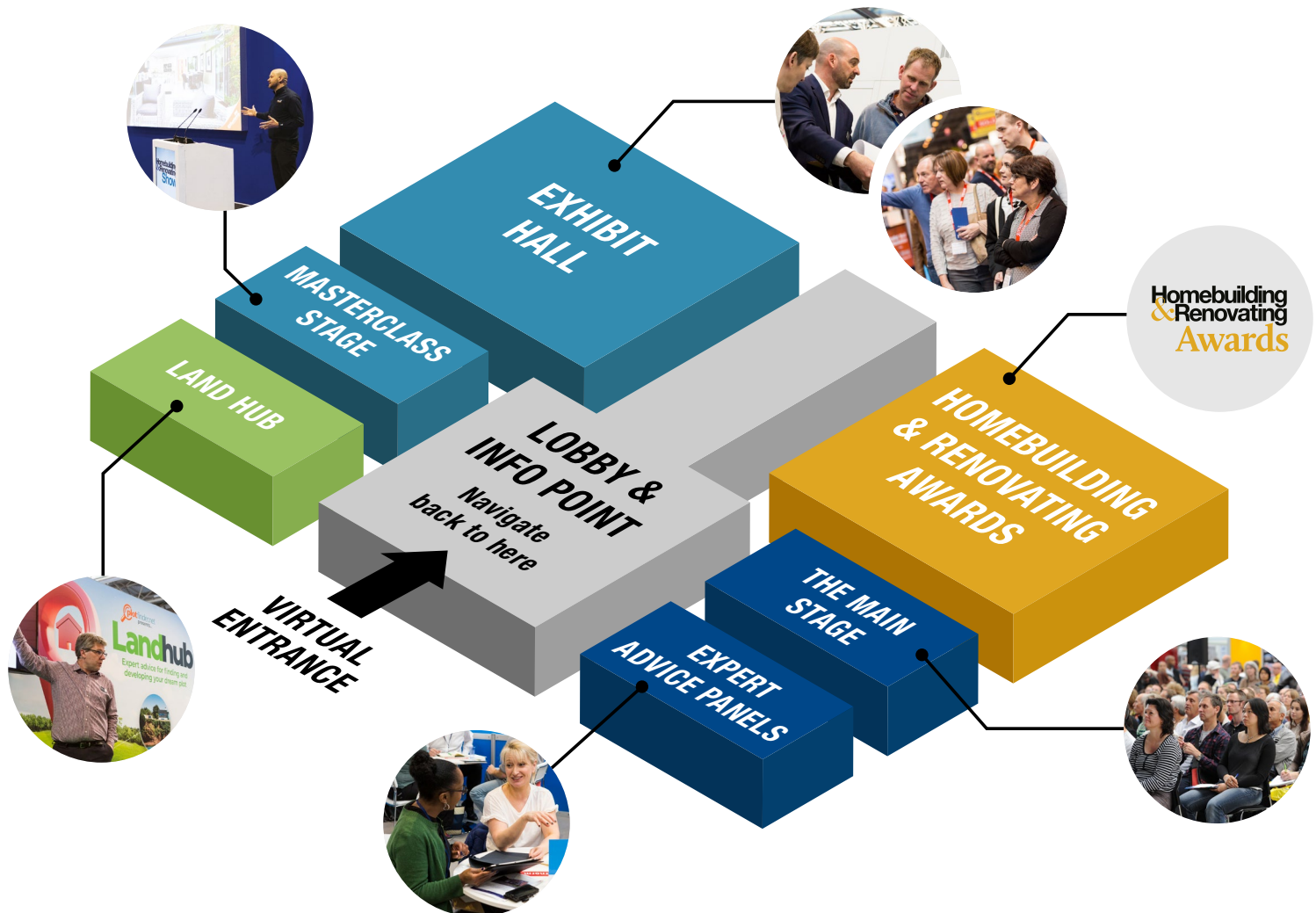


Exhibit Hall

Ask questions, download brochures and arrange meetings with our full range of exhibitors, from doors and windows to lighting, flooring and structural systems. Select a category and get started!

Expert Advice Panels

Get up close and personal with our expert panel of planners, architects and Homebuilding & Renovating magazine writers covering hot topics.

Land Hub Theatre

Looking for land? In these 30 minute sessions, find out what to consider when looking for land as well as the plot buying process.

Lobby & Info Point

The main lobby is where you can see everything at a glance. Grab a coffee (from the comfort of your own home!) and check out the agenda, plan your day with our show guide or visit the Info point to get more information! Navigate back to hear to re-set at any time during the event.

Masterclass Stage

From the all important building systems to heating, interiors and renewable energy, hear expert advice from our very best brands in bite-sized 15 minute sessions.

The Main Stage

Our Main Stage hosts our inspirational speakers who'll give you the best advice, inspiring content and more!

Homebuilding & Renovating Awards

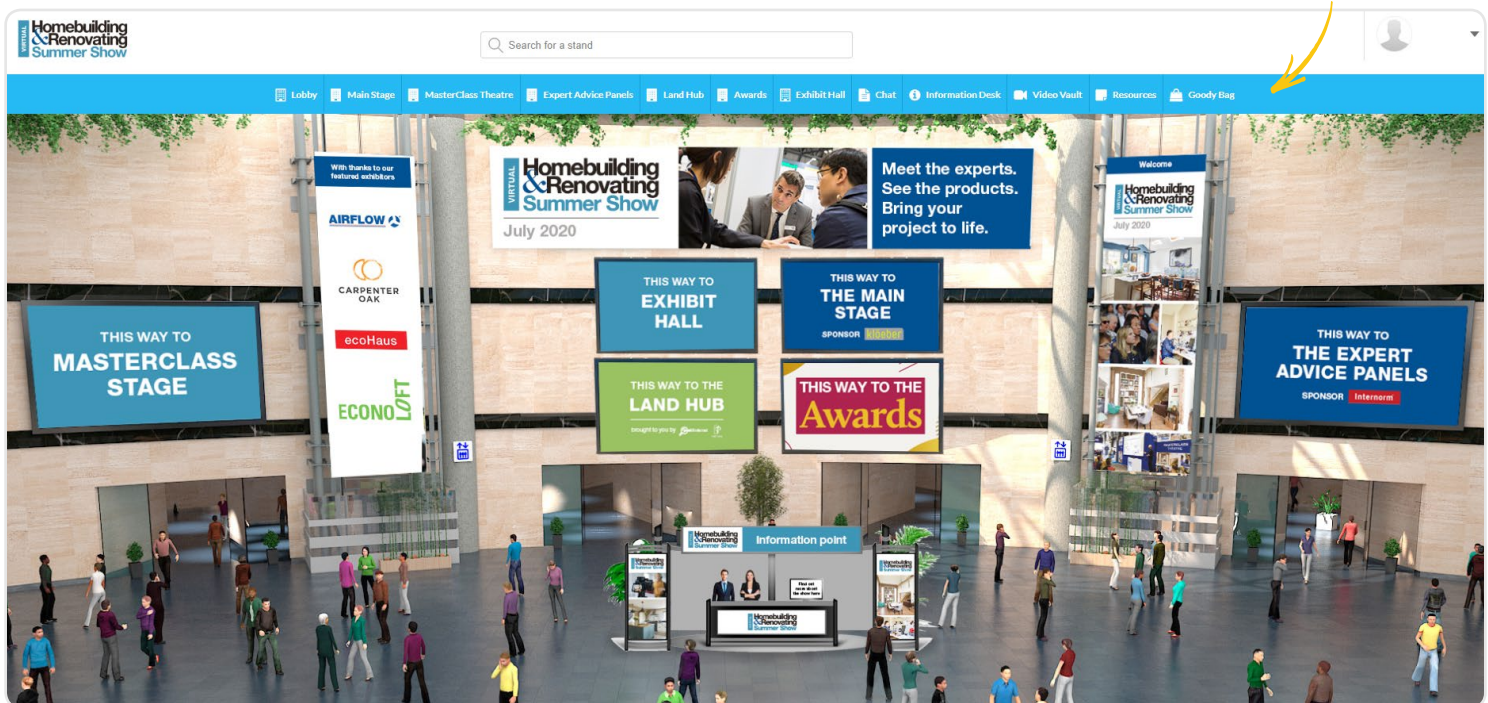
The NEW 2020 Homebuilding & Renovating Awards features the very best people, products and services in the industry and will be presented from 12pm on 24th July by Michael Holmes and Jason Orme. This Awards Theatre is most suited for industry or tradespeople, but feel free to pop in if you're interested!

What you can find at the event

The Event Lobby

Once you have successfully logged in, you'll be taken to the event lobby which is where you'll be able to access all the great features available throughout the event including our Main Stage, Masterclass Stage, Expert Advice Panels, Exhibit Hall and Awards area.

Ensure you use the navigation bar at the top to navigate your way through the show. Simply click to access each area.



The Exhibit Hall

Visit our Exhibit Hall where you can browse easily by category. From renewable energy, windows and doors, kitchens, flooring, lighting and package homes. You'll find everything you need in one place. Leave your details for more information — by clicking this button, the exhibitor will receive your contact details which means they can contact you with more information. Please do leave your contact details with any exhibitors you are interested in.

Three options to visit stand:

1. Simply click on a stand within the floorplan.
2. Use the Exhibitors Index in the bottom left to choose booths listed alphabetically.
3. Use the search bar at the top of the page by typing in an exhibitors name.

To visit the next stand, remember to click 'Back to Floor' to return to the Exhibit Hall. To return to the Lobby, simply click on 'Lobby' in the navigation bar.

Interacting on the Stand

Once on an exhibitors stand, you'll be able to take a look around and interact with the exhibitor through the following

- **You'll have the opportunity to leave your details for exhibitors** which means it will be easy for them to follow up with you on the information you need for your project. Once you click the 'Leave my details' button, the exhibitor will receive your contact details to follow up with after the show.
- **Click on the live chat room to ask questions** — You can chat via text / phone or video.
- **Download brochures** — Each stand will have options to view brochures or add the brochures to your Show Bag- keep a look out for the 'Add to Show Bag' symbol. Remember, you can access your Show Bag at any time by returning to the lobby and clicking on 'Show Bag in the top right hand corner'.

What you can find at the event

Chat

In order to chat live with exhibitors, click on the 'Chat' tab and there you will be taken into the live chat room. You can either take part in a group public chat, or you can also initiate a private chat with exhibitors, where you can chat via audio and video too. To do this you will

need to click on the small audio/video icon at the top. The Center space is for public chat, and any messages added here are visible to other visitors. To chat privately to an exhibitor, please click on their Chat Room.

Theatres

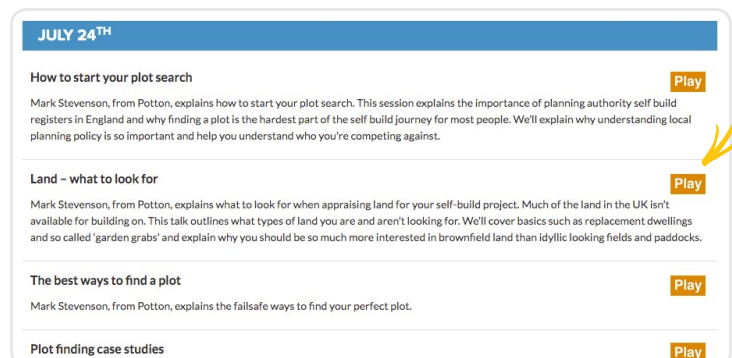
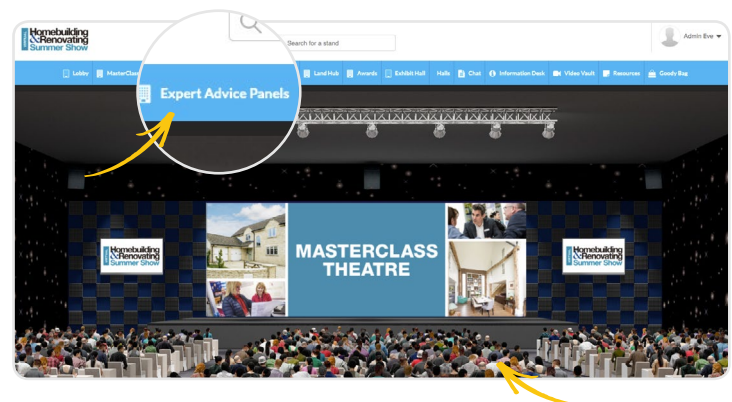
We have five Theatres and over 80 content sessions to join at the show, covering everything you need to know about your project. To find out more about What's on, visit homebuildingshow.vfairs.com/en/whats-on.

- **The Main Stage** — From a beginners guide to building your own home to our kitchen and bathroom design masterclass, the main theatre will cover it all, no matter what your project. Check back here soon for a full schedule or keep an eye on your inbox. Each session will last 45 minutes.
- **Masterclass Stage** — From the all important building systems to heating, interiors and renewable energy, hear expert advice from our very best brands. Each session will last 15 minutes.
- **Expert Advice Panels** — Get up close and personal with our expert panel of planners, architects and Homebuilding & Renovating magazine writers. Each session will last 15 minutes.
- **The Land Hub** — In these 30 minute sessions, find out what to consider when looking for land as well as the plot buying process.
- **Awards** — Featuring the very best people, products and services in the industry and will be presented from 12pm on 24th July by Micheal Holmes and Jason Orme.

After each session, you will be invited to join that exhibitor's chatroom to find out more information and ask questions. Sessions will run as per the timetable outlined [here](#). To enter a Theatre, click on the Theatre you'd like to attend in the navigation bar.

When you enter a Theatre, you'll automatically join the session which is on at that time. You'll be given the option to select another session if you'd like to watch something you'd missed. Simply click play.

Just so you're aware, speakers can't hear or see you if you have a microphone or camera on your device or laptop!

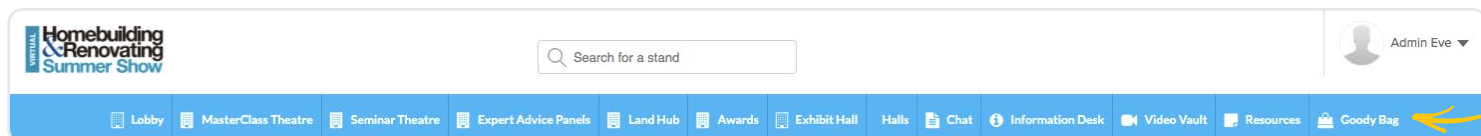


What you can find at the event

Your Show Bag

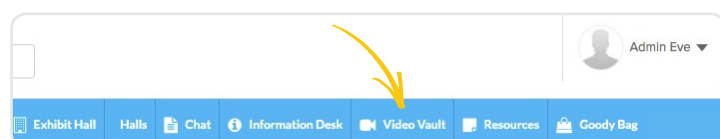
Your personal Show bag is similar to what you'd receive in a live event, a bag that you can use to place all the useful information you pick up at the event. Whether it's contacts, videos or online brochures, you'll be able to click 'Add to my Show Bag' throughout the show. To view your Show bag, you can click on the Show bag area in the navigation bar.

Documents in your Show Bag can also be emailed. While in your Show Bag, simply click on the checkbox next to each document and click on 'Email' to the far right. You will be emailed a link where the files can be downloaded.

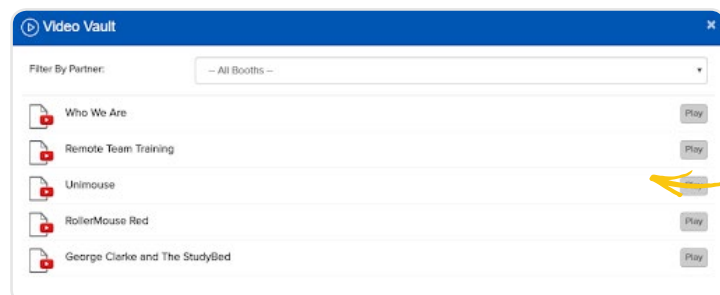


Video Vault

In addition to viewing exhibitor videos within each stand, they may also be accessed from the top, blue navigation bar.



All videos available in the event will be listed here alphabetically. You can search by scrolling through the list, or by using the search bar at the top. Click 'Play' to view the video.



If you need assistance

If you have any technical issues or need to ask questions, please visit the information desk in the navigation bar or the information point in the lobby which is open from 10am - 5pm each day.

Keep up to date on show content

at homebuildingshow.vfairs.com where you'll be able to check our list of exhibitors, theatre sessions and speakers. We'll also be emailing you our Virtual Show guide before the event starts so remember to keep an eye on your in-box!

Expert Panel Sponsor

Internorm

Theatre Sponsor

klöeber

Category Sponsor

ecoHaus