
Next Generation Water Summit 2024

JUNE 20-22, 2024

TRAVEL INFORMATION



The **Next Generation Water Summit** is held annually in Santa Fe, New Mexico. The Summit brings together the building and development community, water reuse professionals, and water policymakers in a collaborative setting to share best practices and learn about innovative water conservation and water reuse techniques that can be used to comply with water conservation restrictions spreading across the southwest.

- Sessions - Thursday and Friday, 20-21 June
- Tours - Saturday, 22 June

We're excited you're coming! Below is hotel and travel info to get you here.

Find more information for getting around Santa Fe at the [Tourism Bureau's website](#).

Roundhouse



411 S Capitol St.

Santa Fe, NM 87501

This year's NGWS sessions will be hosted in the Santa Fe Roundhouse, New Mexico's State Capitol building. Dedicated in 1966, it is the only round capitol building in the country. Its design combines elements of New Mexico Territorial style, Pueblo adobe architecture, and Greek Revival adaptations.

Enjoy the Capitol Art Collection of paintings, photography, mixed media, textiles, ceramics, glass works, sculptures, and furniture. The work of more than 600 New Mexican artists is represented in the collection displayed in the Rotunda.

Santa Fe's history as a capital city dates to 1610, when conquistador Don Pedro de Peralta established it as the capital for the Spanish "Kingdom of New Mexico," making Santa Fe the oldest capital city in the U.S.

Hotel

Our recommended hotel is the **Drury Plaza Hotel in Santa Fe**. This LEED® Certified hotel is located within walking distance of the State Capitol (aka Roundhouse) where we will host the NGWS sessions, Plaza in Downtown Santa Fe, the Georgia O'Keeffe Museum, and many other attractions.



Drury Plaza Hotel in Santa Fe

828 Paseo de Peralta
Santa Fe, NM 87501

Group Code: **10097315 (Next Generation Water Summit)**

Included: Free Wi-Fi and hot breakfast.

Online reservations: <https://www.druryhotels.com/locations/santa-fe-nm/drury-plaza-hotel-in-santa-fe>

Group rate rooms are limited. If you are a government official, please book the lower government rate under our group code.

Additional Hotel Options

*forthcoming

Airports

Albuquerque International Sunport (ABQ) is a 60-minute drive to/from downtown Santa Fe. There are several ground transportation options to get to Santa Fe.


Fly Santa Fe Regional Airport, located 20 minutes outside Santa Fe, has limited flights from DEN, PHX, and DFW. This airport does not have standing taxi or rideshare services. If using this airport, we recommend making your ground transportation or car rental reservations prior to arrival.

Ground Transport from ABQ Airport

Option 1 - Rideshare, taxi, and car rental services are available.

Option 2 - Van shuttle between Santa Fe and ABQ Airport.

- [Advance reservations](#) with Groome Transportation encouraged. ([link](#))
- \$43 + tax each way to/from airport
- Drop-off at Drury Plaza hotel in Santa Fe
- For pickup at ABQ Airport, head to the Shuttle Waiting Area kiosk, which is on the baggage claim level next to the East door. To get there, turn right at the bottom of the escalator and go to the far east end. Try to be there 10 min before your scheduled pick-up.




[BOOK NOW](#) [MANAGE RESERVATIONS](#) [SCHEDULE](#) [ABOUT](#) [LOG IN](#)


SANTA FE


Hotels • Community Locations • ABQ

[Manage Reservations](#) [Account Login / Join](#)




Albuquerque Internationa ×
2200 Sunport Blvd, Albuquerque, ...






Drury Plaza ×
828 Paseo de Peralta, Santa Fe, NM



06/19/2024
Flight Arrival Date



-- : -- am
Flight Arrival Time

➔

Flight time Pickup time (if not flying)

Santa Fe >> ABQ

Travel from Santa Fe to Albuquerque Int'l Sunport

PICKUP SANTA FE <small>Main Office</small>	PICKUP SANTA FE <small>Hotels & Locations By Reservation Only</small>	DEPART SANTA FE <small>Water & Sandoval (Loading Zone)</small>	ARRIVE ABQ <small>Sunport</small>
2:30am	2:30-3:20am	3:30am	4:45am
3:45am	3:45-4:35am	4:45am	6:00am
5:00am	5:00-5:50am	6:00am	7:15am
6:15am	6:15-7:05am	7:15am	8:30am
7:30am	7:30-8:20am	8:30am	9:45am
8:45am	8:45-9:35am	9:45am	11:00am
10:00am	10:00-10:50am	11:00am	12:15pm
11:15am	11:15-12:05pm	12:15pm	1:30pm
12:30pm	12:30-1:20pm	1:30pm	2:45pm
1:45pm	1:45-2:35pm	2:45pm	4:00pm
3:00pm	3:00-3:50pm	4:00pm	5:15pm
4:15pm	4:15-5:05pm	5:15pm	6:30pm
5:30pm	5:30-6:20pm	6:30pm	7:45pm
6:45pm	6:45-7:35 PM	7:45pm	9:00pm
8:00pm	8:00-8:50pm	9:00pm	10:15pm
9:15pm	9:15-10:05pm	10:15pm	11:30pm

ABQ >> Santa Fe

Travel from Albuquerque Int'l Sunport to Santa Fe

DEPART ABQ <small>Sunport</small>	ARRIVE SANTA FE* <small>Water & Sandoval (Loading Zone)</small>	ARRIVE SANTA FE* <small>Hotels & Locations By Reservation Only</small>	ARRIVE SANTA FE* <small>Main Office</small>
5:15am	6:30am	6:30-7:15am	7:15am
6:30am	7:45am	7:45-8:30am	8:30am
7:45am	9:00am	9:00-9:45am	9:45am
9:00am	10:15am	10:15-11:00am	11:00am
10:15am	11:30am	11:30-12:15pm	12:15pm
11:30am	12:45pm	12:45-1:30pm	1:30pm
12:45pm	2:00pm	2:00-2:45pm	2:45pm
2:00pm	3:15pm	3:15-4:00pm	4:00pm
3:15pm	4:30pm	4:30-5:15pm	5:15pm
4:30pm	5:45pm	5:45-6:30pm	6:30pm
5:45pm	7:00pm	7:00-7:45pm	7:45pm
7:00pm	8:15pm	8:15-9:00pm	9:00pm
8:15pm	9:30pm	9:30-10:15pm	10:15pm
9:30pm	10:45pm	10:45-11:30pm	11:30pm
10:45pm	12:00am	12:00-12:45am	12:45am
12:30am	1:45am	1:45-2:30am	2:30am

Option 3 - The **NM Rail Runner Express** is a commuter rail that operates between Santa Fe and Albuquerque seven days a week.



- First, use the **Shuttle Bus Service** from airport to downtown Rail Runner station
 - Use [ABQ RIDE Route 50](#) bus to connect to the Train; shuttle will meet the Train at the **Alvarado Transportation Center / Downtown Albuquerque Rail Runner Station**.
 - At the airport, bus stops are located on the lower level at the west end of shuttle island – look for Bus Stop signs.
 - Weekday shuttle bus schedules run every 30 minutes (on the hour and half-hour) from 7:00 am to 5:30 pm. [ABQ RIDE Route 50 Schedule \(PDF\)](#). Ride from the airport to the Alvarado Transportation Center / Downtown Albuquerque Rail Runner Station takes about 20-25 minutes.
 - You can ride the airport buses for free if you purchase your Rail Runner ticket in advance online or on the mobile app. If you don't already have your train ticket you can pay the driver a \$1 fare each way.
- Then hop the **Rail Runner** to Santa Fe Depot
 - \$8 one-way trip to/from ABQ airport and Santa Fe (fare free for Veterans; \$4 reduced fare for 60+)

NM Rail Runner Schedules

WEEKDAY >>> NORTHBOUND

		Weekday N <i>De lunes a viernes</i>												
TRAIN STATIONS <i>Estaciones de tren</i>	#502	#504	#102 EXPRESS	#506	#508	#510	#512	#514	#104 EXPRESS	#516	#518	#520	#522	#524
Belen	-	-	5:36A	6:35A	8:04A	-	9:45A	-	-	3:35P	-	5:51P	7:01P	8:03P
Los Lunas	-	-	5:46A	6:46A	8:15A	-	9:56A	-	-	3:46P	-	6:01P	7:12P	8:14P
Isleta Pueblo	-	-	5:59A	6:59A	8:27A	-	10:08A	-	-	3:59P	-	6:20P	7:33P	8:28P
Bernalillo Co.	-	-	6:07A	7:06A	8:35A	-	10:16A	-	-	4:06P	-	6:29P	7:41P	8:36P
Downtown ABQ	4:32A	5:02A	6:19A	7:19A	8:43A	9:35A	10:24A	12:24P	2:19P	4:26P	5:34P	6:48P	7:50P	8:45P
Montano	4:41A	5:11A	6:28A	7:29A	-	9:44A	-	12:33P	2:32P	4:35P	5:43P	6:58P	-	-
Los Ranchos / JC	4:47A	5:17A	6:34A	7:36A	-	9:50A	-	12:39P	2:38P	4:41P	5:49P	7:06P	-	-
Sandia Pueblo	4:52A	5:22A	-	7:42A	-	9:55A	-	12:44P	-	4:46P	5:54P	7:12P	-	-
Downtown Bernalillo	5:01A	5:31A	-	7:52A	-	10:03A	-	12:53P	-	4:54P	6:07P	7:23P	-	-
Sandoval Co. / US 550	5:05A	5:35A	6:46A	7:58A	-	10:08A	-	12:58P	2:49P	4:59P	6:12P	7:28P	-	-
Kewa	5:25A	5:55A	7:05A	8:18A	-	10:28A	-	1:18P	3:09P	5:19P	6:34P	7:50P	-	-
Santa Fe Co. / NM 599	5:48A	6:18A	7:25A	8:39A	-	10:51A	-	1:43P	3:29P	5:43P	6:57P	8:13P	-	-
Zia Road	5:58A	6:28A	-	8:49A	-	11:01A	-	1:54P	-	5:53P	7:07P	8:23P	-	-
South Capitol	6:08A	6:38A	7:43A	8:56A	-	11:11A	-	2:03P	3:47P	6:00P	7:17P	8:33P	-	-
Santa Fe Depot	6:13A	6:43A	7:48A	9:01A	-	11:16A	-	2:08P	3:52P	6:05P	7:22P	8:38P	-	-


READ DOWN
LEA HACIA ABAJO

WEEKDAY >>> SOUTHBOUND

		Weekday S <i>De lunes a viernes</i>											
TRAIN STATIONS <i>Estaciones de tren</i>	#501	#503	#507	#509	#511	#513	#515	#517	#101 EXPRESS	#519	#521	#523	
Santa Fe Depot	-	-	5:39A	7:08A	10:11A	1:02P	2:46P	4:15P	5:04P	5:30P	6:46P	9:00P	
South Capitol	-	-	5:43A	7:13A	10:17A	1:07P	2:52P	4:20P	5:09P	5:35P	6:51P	9:05P	
Zia Road	-	-	5:49A	7:20A	10:23A	1:14P	3:00P	4:27P	-	5:42P	6:58P	9:12P	
Santa Fe Co. / NM 599	-	-	6:01A	7:37A	10:35A	1:26P	3:11P	4:39P	5:26P	5:54P	7:10P	9:24P	
Kewa	-	-	6:19A	7:55A	10:52A	1:44P	3:34P	4:57P	-	6:12P	7:28P	9:42P	
Sandoval Co. / US 550	-	-	6:38A	8:14A	11:11A	2:03P	3:54P	5:16P	6:02P	6:31P	7:47P	10:01P	
Downtown Bernalillo	-	-	6:43A	8:18A	11:15A	2:07P	3:58P	5:20P	-	6:35P	7:51P	10:05P	
Sandia Pueblo	-	-	6:52A	8:27A	11:24A	2:16P	4:07P	5:29P	-	6:44P	8:00P	10:14P	
Los Ranchos / JC	-	-	6:57A	8:32A	11:29A	2:21P	4:13P	5:34P	6:16P	6:49P	8:05P	10:19P	
Montaño	-	-	7:02A	8:37A	11:35A	2:26P	4:19P	5:39P	6:21P	6:54P	8:10P	10:24P	
Downtown ABQ	4:45A	5:27A	7:10A	8:48A	11:44A	2:42P	4:43P	5:50P	6:32P	7:03P	8:18P	10:32P	
Bernalillo Co.	4:54A	5:38A	7:19A	8:57A	-	2:51P	4:52P	6:00P	-	7:12P	-	-	
Isleta Pueblo	5:01A	5:46A	7:27A	9:04A	-	2:58P	4:59P	6:07P	-	7:20P	-	-	
Los Lunas	5:13A	6:03A	7:39A	9:17A	-	3:11P	5:12P	6:23P	-	7:34P	-	-	
Belen	5:24A	6:14A	7:50A	9:29A	-	3:23P	5:24P	6:35P	-	7:46P	-	-	

READ DOWN
LEA HACIA ABAJO

SATURDAY >>> SOUTHBOUND

		Saturday <i>Sábado</i> 						
TRAIN STATIONS <i>Estaciones de tren</i>	#703	#705	#707	#709	#711	#713	#715	#717
Santa Fe Depot	-	10:00A	12:57P	3:05P	-	6:03P	8:10P	10:14P
South Capitol	-	10:05A	1:03P	3:10P	-	6:09P	8:15P	10:19P
Zia Road	-	10:13A	1:11P	3:18P	-	6:17P	8:23P	10:27P
Santa Fe Co. / NM 599	-	10:22A	1:21P	3:27P	-	6:27P	8:32P	10:36P
Kewa	-	10:40A	1:40P	3:45P	-	6:46P	8:50P	10:54P
Sandoval Co. / US 550	-	10:58A	2:04P	4:03P	-	7:10P	9:08P	11:13P
Downtown Bernalillo	-	11:01A	2:08P	4:06P	-	7:14P	9:11P	11:16P
Sandia Pueblo	-	11:10A	2:17P	4:15P	-	7:23P	9:20P	11:25P
Los Ranchos / JC	-	11:15A	2:23P	4:20P	-	7:28P	9:25P	11:30P
Montaño	-	11:21A	2:28P	4:26P	-	7:34P	9:31P	11:36P
Downtown ABQ	8:21A	11:31A	2:38P	4:39P	6:51P	7:44P	9:41P	11:45P
Bernalillo Co.	8:31A	11:41A	-	4:50P	7:01P	-	9:51P	-
Isleta Pueblo	8:39A	11:49A	-	4:58P	7:09P	-	9:59P	-
Los Lunas	8:50A	12:00P	-	5:09P	7:20P	-	10:10P	-
Belen	9:00A	12:10P	-	5:19P	7:30P	-	10:20P	-

READ DOWN
LEA HACIA ABAJO

Map: Rail Runner Depot, Capitol (aka Roundhouse), and Drury Plaza

