

2024 Indian Health Service Partnership Conference

Open AR Reconciliation Best Practice

Terry J. Caboni – Finance Accounting Technician

Miranda Begay - Finance Budget Analyst

Carolinda Greenstone – Finance Budget Analyst



Overview of Presentation

- The key components of this session will include information on the File Reconciliation, TDN, Open AR, RPMS/UFMS Differences in the Business Office and Finance.
- Types of reports to retrieve from RPMS and UFMS
- AR Reconciliation
 - Weekly file reconciliations
 - AR Metrics
 - RPMS/UFMS differences
 - RPMS/UFMS reports



Month End Process & Best Practices

- The month end process allows you to track all transactions the Service Unit conducts during the month.
- It is crucial for ensuring your accounting data is accurate.
- To ensure this happens, the Business Office and Finance departments need to work together to close out.
- The Business Office and Finance departments are required to run multiple reports and are to share those reports to reconcile the AR worksheet.



Un-reconciled Schedules

- The Unreconciled Schedules report is sent out to all Service Units' BO & Finance team members.
- This report provides information on any unreconciled schedules/receivables.

Area	Service Unit	Schedule Number	Voucher Date	Period	Recon Flag	Record Type	Voucher Amount	Variance Amount	Dep Type	Comments
Navajo	Kayenta	735503	05/10/24	MAY-24-FY-24	N	COLLECTIONS	\$ 169,351.25	\$ 135.67	PNC ACH	In process of being posted
Navajo	Kayenta	746957	05/29/24	MAY-24-FY-24	N	COLLECTIONS	\$ 22,199.05	\$ 640.00	PNC ACH	This has been posted
Navajo	Kayenta	748729	05/31/24	MAY-24-FY-24	N	COLLECTIONS	\$ 887.58	\$ 54.61	PNC ACH	POSTED
Navajo	Kayenta	316672	06/03/24	JUN-24-FY-24	N	COLLECTIONS	\$ 1,953.80	\$ 1,953.80	Credit Card	Due Date 6/14/24 = Posted 6/10/2024
Navajo	Kayenta	540954	06/03/24	JUN-24-FY-24	N	COLLECTIONS	\$ 4,417.86	\$ 4,417.86	PNC Lockbox	POSTED
Navajo	Kayenta	749995	06/03/24	JUN-24-FY-24	N	COLLECTIONS	\$ 233,756.43	\$ 9,507.80	PNC ACH	POSTED
Navajo	Kayenta	540955	06/04/24	JUN-24-FY-24	N	COLLECTIONS	\$ 14,112.76	\$ 3,131.77	PNC Lockbox	POSTED
Navajo	Kayenta	750609	06/04/24	JUN-24-FY-24	N	COLLECTIONS	\$ 19,619.10	\$ 19,619.10	PNC ACH	POSTED
Navajo	Kayenta	318628	06/05/24	JUN-24-FY-24	N	COLLECTIONS	\$ 349.92	\$ 349.92	Credit Card	Due Date 6/14/24 = Posted 6/10/2024
Navajo	Kayenta	751761	06/05/24	JUN-24-FY-24	N	COLLECTIONS	\$ 128,529.48	\$ 128,529.48	PNC ACH	POSTED
Navajo	Kayenta	540956	06/06/24	JUN-24-FY-24	N	COLLECTIONS	\$ 4,472.96	\$ 4,472.96	PNC Lockbox	POSTED
Navajo	Kayenta	753173	06/06/24	JUN-24-FY-24	N	COLLECTIONS	\$ 2,693.87	\$ 2,693.87	Regular	Due Date 6/14/24 - Posted 6/10/2024
Navajo	Kayenta	319826	06/07/24	JUN-24-FY-24	N	COLLECTIONS	\$ 498.92	\$ 498.92	Credit Card	Due Date 6/14/24 = Posted 6/10/2024
Navajo	Kayenta	540957	06/07/24	JUN-24-FY-24	N	COLLECTIONS	\$ 156.69	\$ 156.69	PNC Lockbox	POSTED
Navajo	Kayenta	753464	06/07/24	JUN-24-FY-24	N	COLLECTIONS	\$ 163,701.21	\$ 163,701.21	PNC ACH	POSTED
Navajo	Kayenta	320419	06/10/24	JUN-24-FY-24	N	COLLECTIONS	\$ 682.79	\$ 682.79	Credit Card	Due Date 6/14/24 = Posted 6/10/2024
Navajo	Kayenta	754604	06/10/24	JUN-24-FY-24	N	COLLECTIONS	\$ 2,659.67	\$ 2,659.67	PNC ACH	POSTED
TOTAL							\$ 343,206.12			



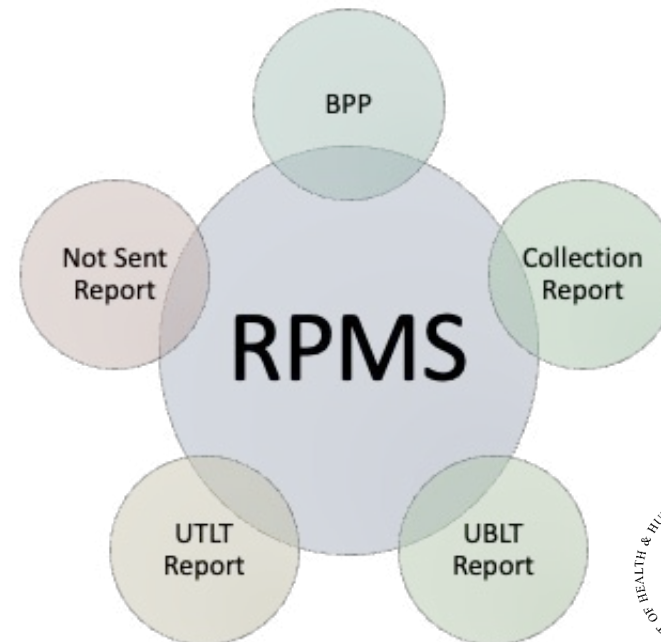
Report Utilized for Reconciling

Daily OTCnet Deposit Transactions Report using the Voucher number (weekly)

Voucher	Status	Date Submitted	Date Confirmed	OTC Endpoint	ALC	Adj.	Deposit Total	SOC
722288	CONFIRMED	1/2/2015	1/2/2015	910655KAYN	75030654		1,594.58	PNC-081
722013	CONFIRMED	1/2/2015	1/2/2015	910655KAYN	75030654		5,679.54	EFT-063
724113	CONFIRMED	1/5/2015	1/6/2015	IHS NAV 6	75030654		1,794.26	REG-007
724060	CONFIRMED	1/5/2015	1/5/2015	R911150KAY	75030654		265.7	PNC-083
724048	CONFIRMED	1/5/2015	1/5/2015	910655KAYN	75030654		15,712.43	PNC-082
723590	CONFIRMED	1/5/2015	1/5/2015	910655KAYN	75030654		451.9	EFT-064
25490	CONFIRMED	1/6/2015	1/6/2015	910655KAYN	75030654		14,554.97	PNC-084
724630	CONFIRMED	1/6/2015	1/6/2015	910655KAYN	75030654		160,805.14	EFT-065
726842	CONFIRMED	1/7/2015	1/7/2015	910655KAYN	75030654		112.1	PNC-085

Report Used from RPMS to Reconcile the Unreconciled Schedules

- Batch Posting Payments
- Collection Report
- UBLT (Bill Transmit Check Report)
- UTLT (Transactions Missing UFMS TX Date)
- NS (Not Sent Report)



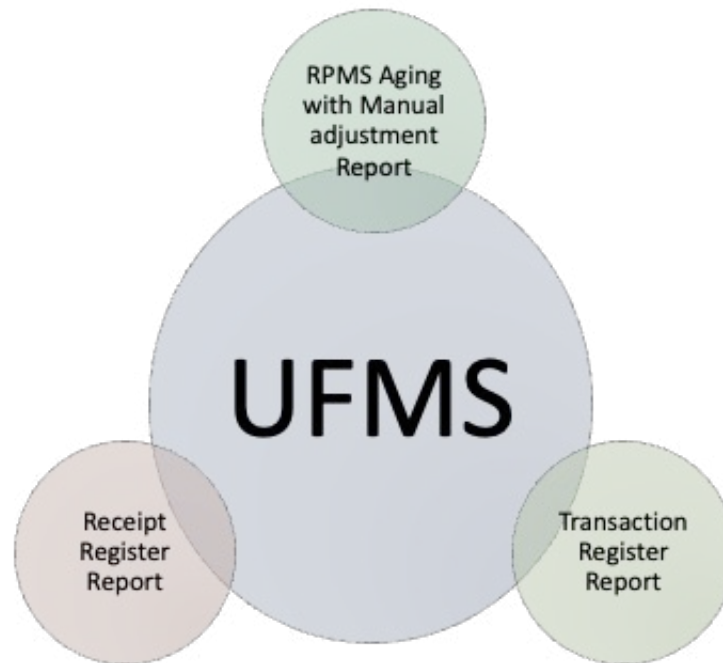
AR Metric Reconciliation

CURRENT MONTH'S RPMS AND UFMS BALANCES												
SERVICE UNITS	FY21			FY22			FY23			FY24		
	FY21 RPMS BALANCE	FY21 UFMS BALANCE	DIFFERENCE (RPMS-UFMS)	FY22 RPMS BALANCE	FY22 UFMS BALANCE	DIFFERENCE (RPMS-UFMS)	FY23 RPMS BALANCE	FY23 UFMS BALANCE	DIFFERENCE (RPMS-UFMS)	FY24 RPMS BALANCE	FY24 UFMS BALANCE	DIFFERENCE (RPMS-UFMS)
54201AZH000000--CHINLE	\$10,466.54	10,466.54	\$0.00	869,057.59	849,718.98	\$19,338.61	2,084,674.78	2,267,402.68	(\$182,727.90)	11,669,160.44	11,732,797.07	(\$63,636.63)
54202NMH000000--CROWNPOINT	\$0.00	-	\$0.00	4,505.90	4,523.89	(\$17.99)	650,505.40	671,352.85	(\$20,847.45)	2,539,717.67	2,698,375.15	(\$158,657.48)
54204NMH000000--GALLUP	\$0.00	\$0.00	\$0.00	-	21,410.97	(\$21,410.97)	1,939,367.06	2,524,418.01	(\$585,050.95)	25,157,598.57	25,721,068.19	(\$563,469.62)
54205AZC020000--KAYENTA	\$0.00	\$462.45	(\$462.45)	-	89,316.84	(\$89,316.84)	852,213.76	838,110.52	\$14,103.24	1,294,416.89	1,309,836.13	(\$15,419.24)
54206NMH000000--SHIPROCK	\$0.00	\$0.00	\$0.00	10,101.58	10,101.58	\$0.00	1,108,656.84	1,108,656.84	\$0.00	15,591,685.76	15,591,685.76	\$0.00
TOTAL	\$10,466.54	\$10,928.99	(\$462.45)	\$883,665.07	\$975,072.26	(\$91,407.19)	\$6,635,417.84	\$7,409,940.90	(\$774,523.06)	\$56,252,579.33	\$57,053,762.30	(\$801,182.97)



Three reports retrieved from UFMS to Reconcile the AR Metric

- RPMS Aging with Manual Adjustment Report
- Transaction Register Report
- Receipt Register Report



Report to retrieve from RPMS

- Pull the BPP (Batch Posted Payments and compare with collection Report
- If the amounts match, then posting was completed in RPMS.

Select A/R COLLECTION BATCH/IHS NAME: [REDACTED] PI -12/29/2014-5 PI 164968

PI -12/29/2014-5POSTINGS ***CONFIDENTIAL PATIENT INFORMATION***

JAN 22, 2015 13:01 PAGE 1

IT	BILL (A/R)	PMT DT / DOS	BILLED TO
			A/R ACCOUNT: TALL TREE ADMINISTRATORS
1	5503583A-KA	181.60	12/30/2014 TALL TREE ADMIN 10/07/2014
SUBTOTAL		181.60	
			A/R ACCOUNT: TALL TREE ADMINISTRATORS
2		127.20	12/30/2014 TALL TREE ADMIN 10/07/2014
SUBTOTAL		127.20	
TOTL			

DATE: 01/22/15

COLLECTIONS REPORT -- FINAL
KAYENTA HEALTH CENTER

BATCH: PI -12/29/2014-5

TDN/IPAC #: 164968

CHK/IPAC DEPOSIT DATE: DEC 24, 2014

TOTAL: 308.80

ITEM RECEIVED	CHECK #	A/R ACCOUNT	DISTRIBUTION	AMOUNT
1	12/29/14	TALL TREE ADMINISTRATORS		181.60
		KAYENTA HEALTH	181.60	
2	12/29/14	TALL TREE ADMINISTRATORS		127.20
		KAYENTA HEALTH	127.20	
SUBTOTAL				308.80
TOTAL				308.80



UBLT/UTLT Report

Bill Transmit Check Report/Transactions Missing UFMS TX Date Report

- After researching, identify the amounts on the UTLT or UBLT Report
- Next, work with your IT department to correct the error report in RPMS if there are discrepancies .
- Send RPMS file name to your local IT department tier.



REASONS FOR DIFFERENCES

- EOB's not received from payers.
- Recoupments from third party payers (Medicaid, PI, etc.)
- Awaiting B-Bills from Secondary Insurance
- Verification of secondary insurance
- Point of Sale being processed before or during the Export



Recon Worksheet

The AR Recon Worksheet is a Quarter Report using the RPMS Export for 3rd Party Billing, Accounts Receivable Export Reports, the HUB and UFMS.

RECEIPTS (CASHING SESSIONS AND PSP)										COUNT	AMOUNT	COUNT	AMOUNT	COUNT	AMOUNT	COUNT	AMOUNT		
HE_AR_RPMS_RCV_N_20141229_020408.dat	HE_AR_RPMS_RCV_1167_00810_20141229_010011_110124.DAT	0	\$0.00	207	\$8,089.51	87	\$4,901.26	1	\$0.00	0	\$0.00	294	\$13,332.75	294	\$13,332.75	0	\$0.00	294	\$13,332.75
HE_AR_RPMS_RCV_N_20141230_021057.dat	HE_AR_RPMS_RCV_5_00810_20141230_005903_110124.DAT	0	\$0.00	1	\$46.41	16	\$2,134.86	1	\$0.00	1	\$66.00	17	\$2,248.29	17	\$2,248.29	0	\$0.00	17	\$2,248.29
HE_AR_RPMS_RCV_N_20141231_021053.dat	HE_AR_RPMS_RCV_8_00810_20141231_004927_110124.DAT	0	\$0.00	30	\$7,081.19	27	\$2,836.82	1	\$0.00	0	\$0.00	57	\$10,015.11	57	\$10,015.11	0	\$0.00	57	\$10,015.11
No Transmission	No Transmission	0	\$0.00	0	\$0.00	1	\$0.00	1	\$0.00	0	\$0.00	0	\$0.00	0	\$0.00	0	\$0.00	0	\$0.00
HE_AR_RPMS_RCV_N_20150102_020711.dat	HE_AR_RPMS_RCV_1441_00810_20150102_072006_110124.DAT	537	\$178,779.48	44	\$1,657.94	52	\$3,900.50	1	\$0.00	0	\$0.00	634	\$183,540.10	631	\$183,540.10	0	\$0.00	631	\$183,540.10
												0	\$0.00	0	\$0.00	0	\$0.00	0	\$0.00
												0	\$0.00	0	\$0.00	0	\$0.00	0	\$0.00
												0	\$0.00	0	\$0.00	0	\$0.00	0	\$0.00
												0	\$0.00	0	\$0.00	0	\$0.00	0	\$0.00
												0	\$0.00	0	\$0.00	0	\$0.00	0	\$0.00
AL												930	\$278,188.28	908	\$278,188.28	0	\$0.00	908	\$278,188.28
HE_AR_RPMS_RCV_N_20150105_020411.dat	HE_AR_RPMS_RCV_5_00810_20150105_004066_110124.DAT	0	\$0.00	395	\$17,279.48	189	\$14,491.67	1	\$0.00	0	\$0.00	589	\$29,048.16	584	\$29,048.16	0	\$0.00	584	\$29,048.16
HE_AR_RPMS_RCV_N_20150106_021059.dat	HE_AR_RPMS_RCV_8_00810_20150106_003028_110124.DAT	0	\$0.00	88	\$18,094.58	55	\$4,192.42	1	\$0.00	0	\$0.00	139	\$24,737.00	138	\$24,737.00	0	\$0.00	138	\$24,737.00
HE_AR_RPMS_RCV_N_20150107_021040.dat	HE_AR_RPMS_RCV_8_00810_20150107_008119_110124.DAT	476	\$182,589.89	52	\$7,581.38	51	\$4,825.74	1	\$0.00	0	\$0.00	577	\$193,998.89	577	\$193,998.89	0	\$0.00	577	\$193,998.89
HE_AR_RPMS_RCV_N_20150108_021042.dat	HE_AR_RPMS_RCV_5_00810_20150108_003130_110124.DAT	0	\$0.00	111	\$10,061.29	28	\$2,727.79	1	\$0.00	1	\$106.11	140	\$12,893.89	140	\$12,893.89	0	\$0.00	140	\$12,893.89
HE_AR_RPMS_RCV_N_20150109_021041.dat	HE_AR_RPMS_RCV_8_00810_20150109_004993_110124.DAT	0	\$0.00	67	\$1,085.12	16	\$1,100.20	1	\$0.00	0	\$0.00	86	\$1,075.12	86	\$1,075.12	0	\$0.00	86	\$1,075.12
												0	\$0.00	0	\$0.00	0	\$0.00	0	\$0.00
												0	\$0.00	0	\$0.00	0	\$0.00	0	\$0.00
												0	\$0.00	0	\$0.00	0	\$0.00	0	\$0.00
												0	\$0.00	0	\$0.00	0	\$0.00	0	\$0.00
AL												1626	\$328,081.83	1626	\$328,081.83	0	\$0.00	1626	\$328,081.83
HE_AR_RPMS_RCV_N_20150112_020451.dat	HE_AR_RPMS_RCV_8_00810_20150112_000547_110124.DAT	0	\$0.00	747	\$4,637.38	186	\$7,515.70	1	\$0.00	7	\$190.79	417	\$71,348.74	413	\$71,348.74	0	\$0.00	413	\$71,348.74
HE_AR_RPMS_RCV_N_20150113_021046.dat	HE_AR_RPMS_RCV_5_00810_20150113_004023_110124.DAT	0	\$0.00	51	\$615.30	29	\$2,809.27	1	\$0.00	0	\$0.00	80	\$6,285.17	80	\$6,285.17	0	\$0.00	80	\$6,285.17
HE_AR_RPMS_RCV_N_20150114_021040.dat	HE_AR_RPMS_RCV_8_00810_20150114_003474_110124.DAT	811	\$288,987.00	51	\$275.46	21	\$1,724.85	1	\$0.00	0	\$0.00	890	\$290,470.11	890	\$290,470.11	0	\$0.00	890	\$290,470.11
HE_AR_RPMS_RCV_N_20150115_021113.dat	HE_AR_RPMS_RCV_5_00810_20150115_003168_110124.DAT	19	\$1,007.34	80	\$1,025.11	26	\$1,584.81	1	\$0.00	0	\$0.00	139	\$8,287.36	134	\$8,287.36	0	\$0.00	134	\$8,287.36
HE_AR_RPMS_RCV_N_20150116_021048.dat	HE_AR_RPMS_RCV_1167_00810_20150116_070407_110124.DAT	0	\$0.00	67	\$3,070.44	36	\$2,136.86	1	\$0.00	0	\$0.00	126	\$9,715.10	126	\$9,715.10	0	\$0.00	126	\$9,715.10
												0	\$0.00	0	\$0.00	0	\$0.00	0	\$0.00
												0	\$0.00	0	\$0.00	0	\$0.00	0	\$0.00
												0	\$0.00	0	\$0.00	0	\$0.00	0	\$0.00
												0	\$0.00	0	\$0.00	0	\$0.00	0	\$0.00
AL												1296	\$251,684.88	1296	\$251,684.88	0	\$0.00	1296	\$251,684.88
No Transmission	No Transmission	0	\$0.00	0	\$0.00	1	\$0.00	1	\$0.00	0	\$0.00	0	\$0.00	0	\$0.00	0	\$0.00	0	\$0.00
HE_AR_RPMS_RCV_N_20150120_021040.dat	HE_AR_RPMS_RCV_5_00810_20150120_003119_110124.DAT	0	\$0.00	368	\$24,225.55	24	\$2,996.48	1	\$0.00	0	\$0.00	403	\$27,224.04	403	\$27,224.04	0	\$0.00	403	\$27,224.04
HE_AR_RPMS_RCV_N_20150121_021118.dat	HE_AR_RPMS_RCV_8_00810_20150121_005902_110124.DAT	0	\$0.00	68	\$8,087.82	34	\$3,549.90	1	\$0.00	0	\$0.00	154	\$11,638.72	154	\$11,638.72	0	\$0.00	154	\$11,638.72
												0	\$0.00	0	\$0.00	0	\$0.00	0	\$0.00
												0	\$0.00	0	\$0.00	0	\$0.00	0	\$0.00
												0	\$0.00	0	\$0.00	0	\$0.00	0	\$0.00
												0	\$0.00	0	\$0.00	0	\$0.00	0	\$0.00
												0	\$0.00	0	\$0.00	0	\$0.00	0	\$0.00
												0	\$0.00	0	\$0.00	0	\$0.00	0	\$0.00
AL												657	\$39,482.76	657	\$39,482.76	0	\$0.00	657	\$39,482.76

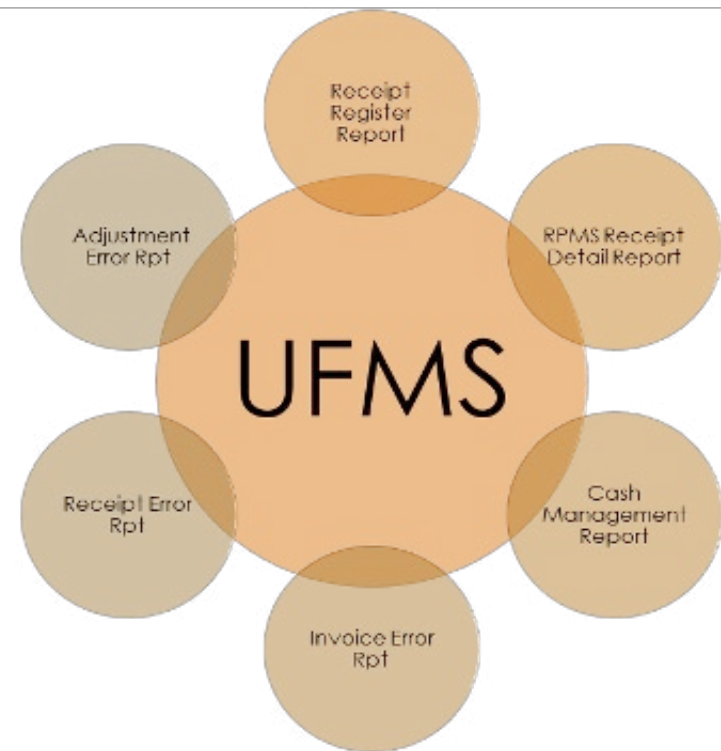
RECON Worksheet

- Make Sure all Exports cross over to the HUB daily for Invoice, Receipts and Adjustments.
- If the export file did not export, please contact your Local IT Department



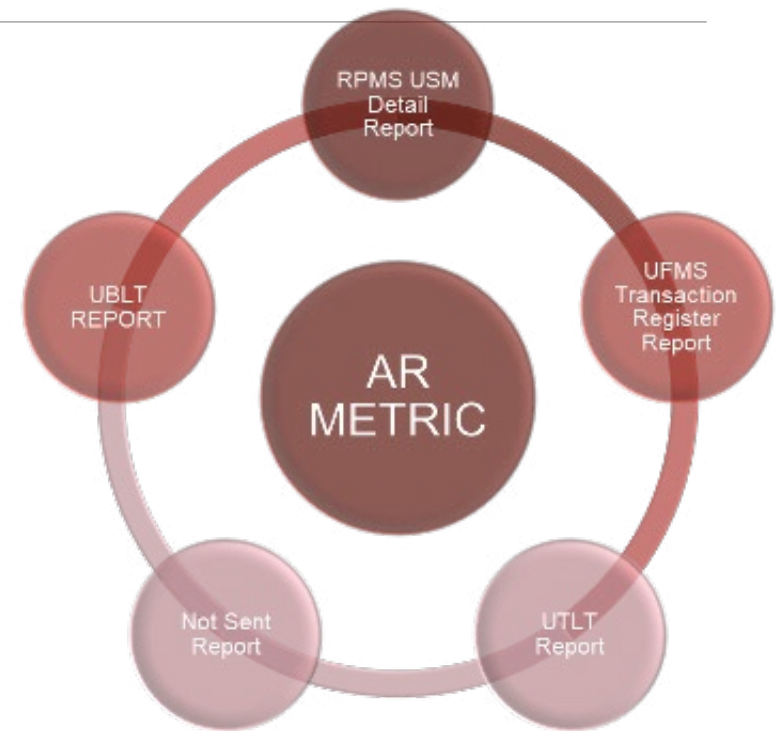
Reports Used from UFMS to Reconcile the Unreconciled Schedules

- Receipt Register Report
- RPMS Receipt Detail Report
- CM.03 Cash Management Report
- Invoice Error Report
- Receipt Error Report
- Adjustment Error Report



Reports utilized for the AR Metric Reconciliations

- Daily Export from RPMS:
 - 3rd Party Billing Export
 - AR/Adjustment Exports
- HUB – Integration Engine/3rd Party Billing/AR/ Area File Status
- UFMS-Invoice File Reconciliation
- UFMS-Receipt File Reconciliation
- UFMS-Adjustment File Reconciliation



RPMS UFMS Age Summary Report/UFMS Transaction Register Report

- Import the RPMS raw data report to an excel worksheet.
- Create an excel template & insert the following columns for:
 - RPMS
 - Claim number
 - Allowance category
 - Balance amount
- Separate by Fiscal years
- Create an excel template & insert the following columns for:
 - “UFMS”
 - Budget Fiscal Year
 - Budget Activity Program
 - RPMS Bill number
 - Master Invoice Number
 - Total Amount.
- Make sure to balance the RPMS and UFMS.

RPMS			UFMS				
CLAIMS NUMBER	ALLOWANCE CATEGORY	BALANCE	Budget Fiscal Year	Budget Activity Program	RPMS Bill Number	Master Invoice Number	Total Amount
622584A	OTHER	\$ 109.00	2016	71005401	622584A	1103	\$109.00
638556A	MEDICARE	\$ 192.04	2016	71005401	638556A	1103	\$192.04
683759A	PVT INS	\$ 84.85	2016	71005401	683759A	1103	\$84.85
686108A	MEDICAID	\$ 33.94	2016	71005401	686108A	1103	\$33.94
686109A	OTHER	\$ 93.56	2016	71005401	686109A	1103	\$93.56
715847B	VA MEDICAL	\$ 100.00	2016	71005401	715847B	1103	\$100.00
719479A	MEDICARE	\$ 304.17	2016	71005401	719479A	1103	\$304.17
724969B	MEDICAID	\$ 146.47	2016	71005401	724969B	1103	\$146.47
TOTAL		\$1,064.03	TOTAL				\$1,064.03



AR Metric Reconciliation

ALLOWANCE CATEGORY	CURRENT	BALANCE	RPMS Bill Number	Budget Activity Program	Master Invoice Number	Total Amount
5281975B	OTHER	\$ 197.89	5281975B	7100540109	9227	197.89 \$ -
5334522C	OTHER	\$ 120.00	5334522C	7100540109	9227	120.00 \$ -
5338189B	OTHER	\$ 152.00	5338189B	7100540109	9227	152.00 \$ -
5378596C	PVT INS	\$ 8.67	5378596C	7132540515	9234	8.67 \$ -
5379127C	MEDICAID	\$ 15.34	5379127C	7122540222	9198	15.34 \$ -
5383666B	MEDICAID	\$ 23.00	5383666B	7122540222	9198	23.00 \$ -
5390514B	PVT INS	\$ 21.41	5390514B	7132540515	9234	21.41 \$ -
5391860A	OTHER	\$ 283.93	5391860A	7100540109	9227	283.93 \$ -
5400886A	MEDICARE	\$ 71.00	5400886A	7120540121	9228	71.00 \$ -
5401501C	MEDICAID	\$ 50.00	5401501C	7122540222	9198	50.00 \$ -
5401954B	OTHER	\$ 81.03	5401954B	7100540109	9227	81.03 \$ -
5402827A	MEDICARE	\$ 109.00	5402827A	7120540121	9228	109.00 \$ -
5403389C	MEDICAID	\$ 43.35	5403389C	7122540222	9198	43.35 \$ -
5403393A	MEDICARE	\$ 71.00	5403393A	7120540121	9228	71.00 \$ -
5403777B	MEDICAID	\$ 7.37	5403777B	7122540222	9198	7.37 \$ -
5403802B	MEDICAID	\$ 53.35	5403802B	7122540222	9198	53.35 \$ -
5403828C	PVT INS	\$ 120.00	5403828C	7132540515	9234	120.00 \$ -
5403932B	PVT INS	\$ 24.76	5403932B	7132540515	9234	24.76 \$ -
5404711B	MEDICARE	\$ 71.00	5404711B	7120540121	9228	71.00 \$ -
5404712B	MEDICAID	\$ 9.40	5404712B	7122540222	9198	9.40 \$ -

RECONCILES RPMS/UFMS ACCOUNTS				UFMS Transaction Register Report					
ALLOWANCE CATEGORY	Master Invoice Number	Budget Activity Program	TOTAL AMOUNT	BAP	Invoice #	Customer Name	Invoice Date	Gl. Date	Balance
MEDICAID	9198	7122540222	\$ 333,671.78	7122540222	9198	NAV/KAYM MEDICAID	26-Sep-2013	11-Oct-2013	333,671.78
OTHER	9227	7100540109	\$ 14,165.28	7100540109	9227	NAV/KAYOTHER	26-Sep-2013	11-Oct-2013	14,165.28
MEDICARE	9228	7120540121	\$ 148,245.21	7120540121	9228	NAV/KAYM MEDICARE	26-Sep-2013	11-Oct-2013	148,245.21
PRIVATE INSURANCE	9234	7132540515	\$ 215,261.14	7132540515	9234	NAV/KAYPRIVINS	26-Sep-2013	11-Oct-2013	215,261.14
VA	9582	7170540000	\$ 721.95	7170540000	9582	NAV/KAYVA	04-Feb-2014	09-Feb-2014	721.95
			\$ 710,065.36						710,065.36
Unreconciled UFMS ACCOUNTS									
ALLOWANCE CATEGORY	Master Invoice Number	Budget Activity Program	TOTAL AMOUNT						
MEDICAID	9198	7122540222	\$ 272,415.53						
OTHER	9227	7100540109	\$ 5,728.64						
MEDICARE	9228	7120540121	\$ 31,543.13						
PRIVATE INSURANCE	9234	7132540515	\$ 10,986.63						
VA	9582	7170540000	\$ 3,009.64						
Unreconciled UFMS Accounts Total:			\$ 323,683.57						



ANY QUESTIONS?



Contact Information:

Terry Jo Caboni

Accounting Technician

928-697-5061

Miranda Begay

Budget Analyst

928-697-4006

**Carolinda
Greenstone**

Budget Analyst

928-697-4002



