




NORWICH  
UNIVERSITY  
OF THE ARTS

# ***stand out***

***portfolio advice***



## 1. What is a Portfolio?

A portfolio showcases the creativity, skills and interests behind your work. Showing us your work is the best way to highlight your suitability for most courses at NUA. We will be looking for:

### **Making skills**

What excites you? We want to see how and what you make! Include a range of work that shows off your creative ability through different media and experimentation.

### **Idea Development**

How did you produce your final outcome? Show us how you think through your ideas as you develop your final work. Explain how you've pushed yourself creatively.

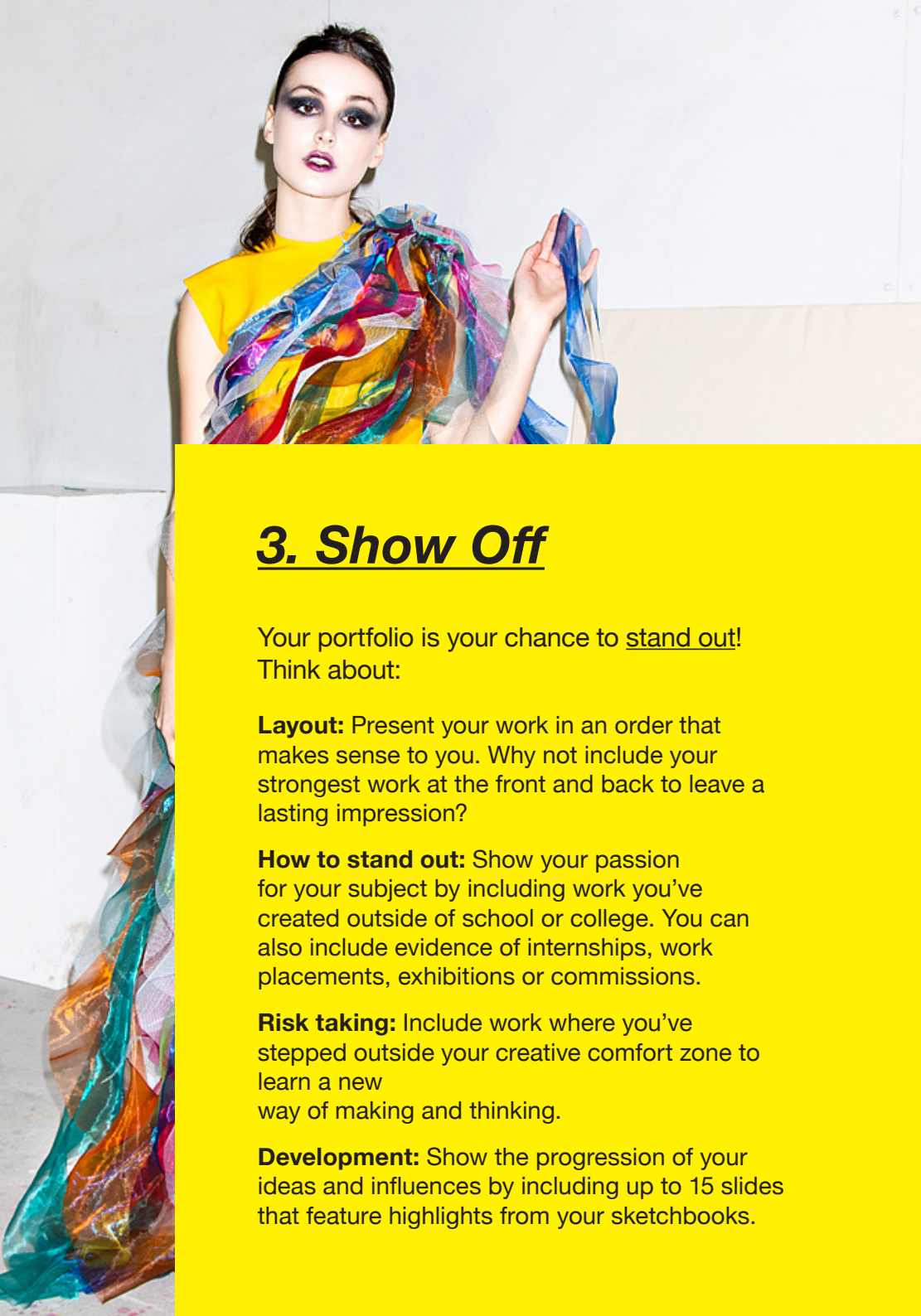
### **Influences**

Who and what inspires you? Show how people, places, objects and narratives influence your ideas and approach to making.

## 2. The Basics

**Think about how your work is presented:**

- Put your name on the first slide or page of your presentation
- Include up to 20 slides with up to three images on each unless it is a mood board (mood boards may have up to 15 images that tell a central message)
- As a rule of thumb we recommend including 15 slides on developments and 5 slides of final outcomes. You can include part-finished work too
- Make sure the work is relevant to the course to which you are applying
- Use neutral backdrops
- Avoid repetition
- Take good quality photos of your work. You can take several photos of the same object (from different angles or close ups)
- Use good quality images
- Use neat and subtle labelling
- Think about the layout and flow of your work – and the story you're telling.



### 3. Show Off

Your portfolio is your chance to stand out!  
Think about:

**Layout:** Present your work in an order that makes sense to you. Why not include your strongest work at the front and back to leave a lasting impression?

**How to stand out:** Show your passion for your subject by including work you've created outside of school or college. You can also include evidence of internships, work placements, exhibitions or commissions.

**Risk taking:** Include work where you've stepped outside your creative comfort zone to learn a new way of making and thinking.

**Development:** Show the progression of your ideas and influences by including up to 15 slides that feature highlights from your sketchbooks.

### 4. Show it Your Way

This year all portfolio submissions are going on line so your portfolio should be in a digital format.

- **Website or blog:** Customise your display to create a distinctive and professional appearance. Website building services include Wix, Behance, GoDaddy and Squarespace.
- **Host sites:** You may wish to use host sites such as Vimeo, YouTube or Prezi.com
- **PDF or Google Slides:** these are free and quick ways to compile your work into an intuitive digital document.

When you have assembled your portfolio into an order and layout you are happy with, submit a link to the document on our online portal. The portal will be sent to you once we have received your UCAS application.

## 5. Getting to Know You

Along with the portfolio you will be asked to complete a short set of questions. It's worth researching your answers to have a better understanding of why you are choosing your creative path.

- Why have you chosen NUA?
- What influences or inspires you creatively?
- What part of your practice are you most proud of and what do you want to improve?
- What do you hope to achieve at university?
- What are your goals after university?

Having answers to these questions will help you have a stronger application.

## 5. Don't Forget

- **Ask** others for feedback, listen and refine your portfolio
- **Think** about how you would answer the typical interview questions
- **Remember** to submit your link to us through the applicant portal that we will send you once we have received your application.

*good luck!*




For more detailed advice on your course please go to our website. We also run portfolio workshops in schools and colleges – just ask your teacher to get in touch!

For more information please visit [www.nua.ac.uk](http://www.nua.ac.uk) or get in touch by emailing [student.recruitment@nua.ac.uk](mailto:student.recruitment@nua.ac.uk)

 @norwichuniarts

 @norwichuniarts

 fb.com/NUAnews

 norwichuniarts



***you only  
get one  
chance  
to make  
a first  
impression***