




12 MX Multiflex



12 MX

Feature-Packed
Planting Units

**No Seed
Damage With
Gravity-Drop
Hopper**

**Deep Vee
Opener
For Good
Germination**



MultiFlex Design For Precision Planting

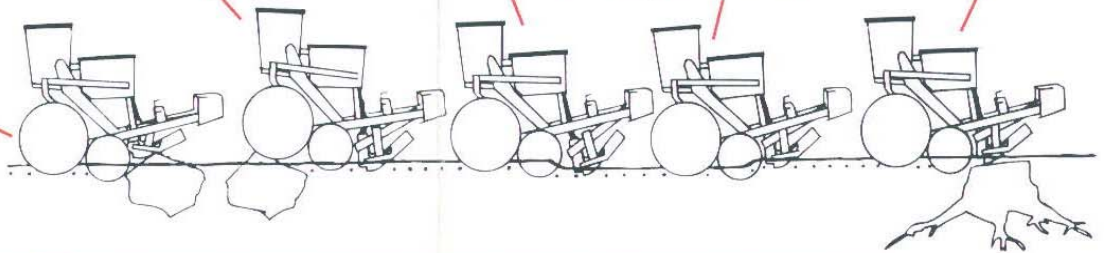
Since seed opener operates independently from press wheels, seed opener rides over rocks without damaging opener at normal speeds, and without lifting press wheel off the ground. You maintain seed planting depth except for the area of the rock, and you maintain good seed metering since the press wheel does not lose track.

The press wheel is independent of the seed opener. It rides over rocks without lifting the seed opener. You maintain uniform seed metering and uniform seed depth.

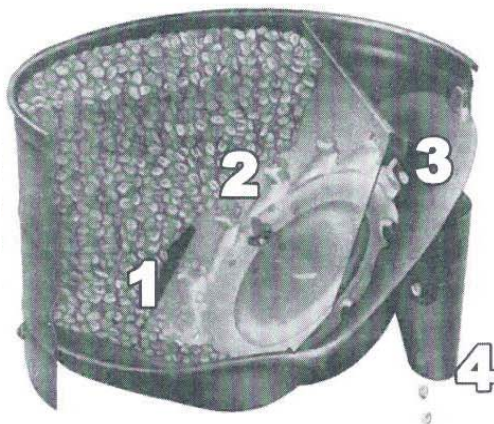
You get accurate seed planting depth even when seed opener runs down into a depression. Seed opener can float downward below level of press wheel. Positive seed depth is assured by spring-loaded seed opener.

When seed opener runs up a mound, you still get accurate seed depth and uniform seed metering. Seed opener can float upward above the lever of the press wheel. Seed opener does not plunge or push press wheel up off the ground causing is to lose friction.

Obstacles below the ground such as hard places, rocks and stumps do not interfere with planting beyond their extent. Seed opener rides over them without lifting press wheel.

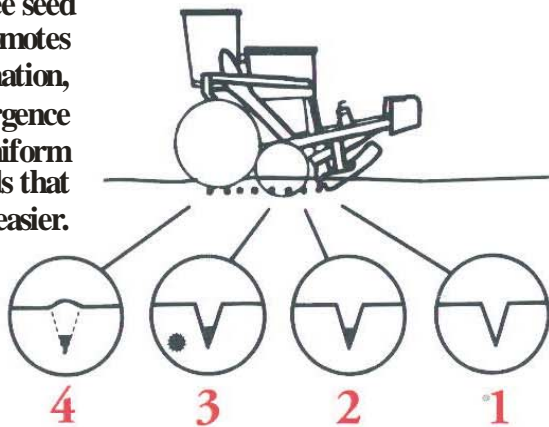


Gravity-drop, inclined plate hopper delivers accurate plant population.



1. Seeds feed under seed partition.
2. Seeds picked up as seed plate turns; Excess seeds fall back.
3. Seeds drop through opening with gentle action of gravity. No brushes, knockers or fingers to damage seeds.
4. Spout delivers accurately metered seeds one at a time to the Deep Vee sword opener for placement.

Deep Vee seed opener promotes fast germination, early emergence and uniform stands that harvest easier.



1. Deep Vee Sword cuts smooth, even seed trench and draws moisture to the seed bed. The Deep Vee at bottom of the trench is of uniform shape and depth.
2. Seeds are placed to uniform depth because seeds are trapped at the same depth in the Deep Vee.
3. Fertilizer is placed to side of seedbed where young roots will find early nourishment, but not before they are vigorous enough to stand the fertilizer.
4. Press wheel firms soil around seeds, but leaves a loose zone directly over the seed to ease emergence. Air is eliminated from the seedbed.

12MX

Complete Line Of Planting Units,
Tools Bars and Attachments.



Quality Features Mean Top Stands

Accurately place 34
to 650 pounds of
fertilizer per acre.

Simultaneously plant
and place fertilizer.

Change seed plates by
removing wing nut.

Adjust
fertilizer rate
with a wing
nut.

Set seed depth with handle.

Dirt scrape
keeps press
wheel free
from clods.

* Quality
Construction.

Split-rim concave cast iron press
wheel firms seedbed, but leaves
loose zone directly over seeds.

Spring-loaded seed
opener for positive
depth control.

- Design based on many years of experience in designing and building precision seed planters and fertilizer distributors.
- Comes with four seed plates and four distance gears for a wide selection of crops and planting distances. Accurately plants all popular garden crops.

Thomas Bros. Equipment Sales, Inc.
41764 Red Arrow Hwy.
Paw Paw, MI 49079
269-657-3735 Fax: 269-657-2110
Toll Free 866-214-6135
tbrofab@gmail.com
www.thomasbrosequipmentsales.com




COLE PLANTER COMPANY



Post Office Box 2
Albany, GA 31702

(229) 888-2032
Fax (229) 888-0448

www.coleplanter.com

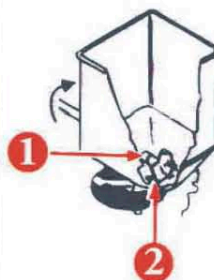


Planet Jr.



Planet Jr.

Features and Attachments




1. Power from the front wheel turns the feed wheel in the hopper assuring constant flow of seeds.
2. Seed pass through a hole in the seed plate. The diameter size of the hole controls the amount of seed flow.



Three seed plates with 13 holes each come with every drill. This gives you a total of 39 seed flow adjustments ranging in diameter from $\frac{3}{32}$ " to $\frac{3}{4}$ ". Holes are numbered for easy selection. No calibration is necessary between drill. Seed plates change easily without fitted tools.

4" of Float: Cradle bracket allows the drill to float a full 4" up and down. Unique springs suspension permits each drill to follow the contour of the ground independently allowing uniform depth of seed.





Accurately Meters Hard-To-Handle Seeds


In continuous drill, including tomatoes, onions, sugar beets, cabbage, lettuce, spinach, etc. Special seed plates for multi-row applications are also available.



Row Drills

One-Row, Tractor Mounted








The cradle bracket which is standard on all planet Jr. Seeders provides the float you need for accurate planting behind your tractor. Hitches are available to mount to three-point hitches. Cat. 1.



Multi Row

Hitches available with and without vertical adjustments to mount Planet Jr. To rear-angle frame cultivators, and to 2-1/2" and 4"x4" bars.

Attachments

-  BOK-712 shallow general purpose shoe for planting 0" - 1-1/2" deep. Comes standard on all drills.
-  BOK-812 Deep general purpose-shoe for planting 1" to 2-1/2" deep.
-  BOK-762 Shallow upland shoe for planting 0" to 1-1/2" deep in hard soils.
-  BOK-798 Deep upland shoe for planting 1" to 1-1/2" deep in hard soils.
-  BOK-783 2" wide scatter shoe for planting 0" to 1-1/2" deep.
-  BOK-769 4" wide scatter shoe for planting 0" to 1-1/2" deep.
-  B10-039X Narrow brush feed wheel for handling delicate seeds.

Hand Seeder



Hand seeders feature a cut-off for seed hoppers to prevent drilling seeds in turn-rows. The large 3" x 15" diameter front wheel is easy to push. For top performance, all Planet Jr.s feature a 5 quart capacity hopper, spring-loaded seed coverer, and row marker.

Planet Jr.

Complete Line Of Vegetable Drills,
Seeders, Planting Units, Tool Bars
and Attachments.




Model B91-92B Vegetable Drill

Floating cradle bracket
designed for greater stability.
When used with our hitches, the
drill will not twist on the tool
bar assuring accurate spacing.

Automatic seed shut-off
on cradle bracket cuts off
the seed flow when the unit
is raised. Prevents wasting
seeds.

Spring-loaded
dirt scrape
prevents dirt
build-up on
press wheel.

Large 3"x15" front
wheel with enclosed
drive delivers steady
power to the seed
hopper



Cast press wheel
has concave design
for good covering.
Firms the seed bed,
leaving a loose
zone directly over
the seeds.

Seed depth is set
easily by a wing
nut. No fitted tools
are needed.

Floating seed coverer
pulls dirt over seeds.
The amount of float is
adjustable.

Featuring The
Floating Cradle Bracket



COLE PLANTER COMPANY

Post Office Box 2
Albany, GA 31702

(229) 888-2032

Fax (229) 888-0448

www.coleplanter.com

Thomas Bros. Equipment Sales, Inc.
41764 Red Arrow Hwy.
Paw Paw, MI 49079
269-657-3735 Fax: 269-657-2110
Toll Free 866-214-6135
tbrofab@gmail.com
www.thomasbrosequimentsales.com