

THE CAMPAGNOLA ADVANTAGE

Campagnola Pruning Systems add a professional touch to any pruning job. Our quality tools are lightweight, durable, and easy to use – expertly designed to get you in and out of jobs quickly. Campagnola’s state of the art equipment relieves workers of the fatigue, stress, and injuries associated with ladders and manual pole pruners.



STAR 30V AND STAR 30F

These ergonomic shears have a double piston design that not only generates considerable power - it reduces hand grip diameter and delivers a smooth stroking action. The STAR 30V blade/anvil design is perfect for vineyard pruning while the STAR 30F design is perfect for young fruit trees.

Model	Weight	Cutting Capacity	CFM	PSI
Star 30V	1.38 lbs.	1.00"	1.94	140
Star 30F	1.38 lbs.	1.10"	1.94	140



VICTORY

15% stronger and 3.5 ounces lighter. With the use of carbon techno-polymers we have obtained the best weight to power ratio you can find on a pneumatic shear. The result is an excellent cutting capacity at an extremely reduced weight. The shear is available as a hand-held tool or on an extension pole.

Models:	Hand-held, no extension
VICTORY-02T	w/telescopic extension, 100-150cm (3'4" - 4'11")
VICTORY-04T	w/telescopic extension, 150-250cm (4'11" - 8'3")
VICTORY-06T	w/telescopic extension, 200-330cm (6'7" - 10'10")
VICTORY-02	w/fixed extension, .5m (1'8")
VICTORY-04	w/fixed extension, 1m (3'4")
VICTORY-05	w/fixed extension, 1.5m (4'11")
VICTORY-06	w/fixed extension, 2m (6'7")
VICTORY-09	w/fixed extension, 2.5m (8'3")

Model	Weight	Cutting Capacity	CFM	PSI
Victory	1.12 lbs.	1.24"	2.12	130
Victory w/ Extension	2.25-4.31 lbs	1.20"	2.12	130



STAR 40

The STAR 40 is the industry’s premier shear for pruning fruit trees and ornamentals. Rugged and lightweight, this powerful shear is built for speed, easy handling, and precision cutting. The shear is equipped with an extension pole for better reach and maneuverability. A telescopic extension pole is recommended for even greater flexibility.

Models:	
STAR 40-02T	w/telescopic extension, 100-150cm (3'4" - 4'11")
STAR 40-04T	w/telescopic extension, 150-250cm (4'11" - 8'3")
STAR 40-06T	w/telescopic extension, 200-330cm (6'7" - 10'10")
STAR 40-02	w/fixed extension, .5m (1'8")
STAR 40-04	w/fixed extension, 1m (3'4")
STAR 40-05	w/fixed extension, 1.5m (4'11")
STAR 40-06	w/fixed extension, 2m (6'7")
STAR 40-09	w/fixed extension, 2.5m (8'3")

Model	Weight	Cutting Capacity	CFM	PSI
Star 40 w/ Extension	2.76-4.95 lbs	1.57"	2.34	140



STAR 50 LOPPER

The model STAR 50 lopper is the most powerful shear in the Campagnola line. The lopper cuts tree limbs up to 2.25 inches in diameter with only the light touch of the trigger - often eliminating the need for a chain saw. The lopper’s performance is particularly appreciated in hardwoods and deadwood and is widely used in nut, citrus, cherry, and blueberry pruning, forestry, and in commercial grounds maintenance.

Models:	Hand-held, no extension
STAR 50-00	w/fixed extension, .5m (1'8")
STAR 50-02	w/fixed extension, 1m (3'4")
STAR 50-04	w/fixed extension, 1.5m (4'11")
STAR 50-05	w/fixed extension, 1.5m (4'11")
STAR 50-06	w/fixed extension, 2m (6'7")
STAR 50-09	w/fixed extension, 2.5m (8'3")

Model STAR 40 (with hook anvil) available in all STAR 50 lengths

Model	Weight	Cutting Capacity	CFM	PSI
Star 50 w/ Extension	4.62-9.7 lbs.	2.25"	3.53	140




ST-3 CHAIN SAW

For heavy duty tree pruning turn to the model ST-3 chain saw. This powerful, lightweight saw has been a reliable workmate of orchardists and grounds maintenance crews for many years. The saw has an 8” bar and cuts up to 6” limbs. A built-in lubricator oils the bar and chain while you work.

Models:	
ST-3 LASER	Hand-held, no extension
ST-3-02T	w/telescopic extension, 100-150cm (3'4" - 4'11")
ST-3-04T	w/telescopic extension, 150-250cm (4'11" - 8'3")
ST-3-06T	w/telescopic extension, 200-330cm (6'7" - 10'10")
ST-3-04	w/fixed extension, 1m (3'4")
ST-3-05	w/fixed extension, 1.5m (4'11")
ST-3-06	w/fixed extension, 2m (6'7")
ST-3-09	w/fixed extension, 2.5m (8'3")

Recommend “PI-SPF-M” In-Line-Oiler for continuous lubrication of saw motor. Mounts on trigger handle.

Model	Weight	Cutting Capacity	CFM	PSI
ST-3 Laser	5.18 lbs.	6.00"	14.12	140
ST-3 Laser w/ Extension	5.41-7.21 lbs.	6.00"	14.12	140



ELECTRONIC SHEARS

Cobra Pro and Pony Pro are the latest generation of electro-mechanical pruning shears by Campagnola. A specifically designed electronic control system coordinates all functions, from the electric power supply, to blade cutting operations, to the safety controls. The modern and ergonomic slim design, with excellent weight distribution, offers a safe and very comfortable hand grip. Power is supplied by a lightweight lithium-ion battery in a backpack harness that distributes the weight comfortably.



Four operating modes
Manual: The blade opening and closing is controlled by the operator’s pressure on the trigger.
Automatic - 100% blade opening: A complete blade opening and closing cycle is completed with a touch of the trigger. This mode delivers the maximum cutting speed.
Automatic - 70% blade opening: A narrower opening allows smaller branches to be cut with maximum speed.
Automatic - 40% blade opening: For the smallest of branches with maximum speed.

Model	Weight	Cutting Capacity
Cobra Pro	1.85 lbs.	1.58"
Pony Pro	1.67 lbs.	1.00"

Shear and battery kit includes: Shear, Lithium-ion battery, backpack, battery-charger, carrying case, holster, control display. 4 Year Warranty

LITHIUM-ION BATTERY:
Voltage: 58.8
Weight: 2.64 lbs.
Autonomy: 8/9 hrs
Recharge Time: 2 hrs
Recharge Interval: 1 year




AIR COMPRESSORS

Campagnola Pruning Compressors are heavy duty commercial units designed to operate our full line of pneumatic pruning tools at maximum efficiency. The compressors represent the latest in innovative design and technology and are engineered to meet the rigorous demands of outdoor pruning.

Model	Tank Capacity	Max PSI	CFM	HP	PTO/PRM	Weight
<i>PTO Driven</i>						
ECOPLUS 520	5.8	160	18,3	18	300	181
ECOPLUS 950	5.8	160	33,4	25	300	225
ECOPLUS 1500	12.6	160	53,3	30	300	340
<i>GAS Driven</i>						
LB 14 (8HP HONDA)	8	160	17.5	8	—	195
LB 10 (4HP HONDA)	4	150	4.5	4	—	69



ECOPLUS 520 & 950



ECOPLUS 1500



LB-10 SYSTEM PACKAGES

LB-10 System Packages are designed exclusively for the one and two operator pruning crew. Our system packages are equipped with everything you need to start pruning. Simply select your shear to build a package.

Each LB-10 System Package includes:


LB-10 compressor (4hp Honda, 4.5CFM), shear(s), 50 ft polyurethane hose(s) w/fittings.

Select your shear from all available models of:

STAR 30V STAR 30F STAR 40 VICTORY

Available in one and two shear packages

STAR 50 - Available in one shear packages



LB-10 COMPRESSOR

LB-14 SYSTEM PACKAGE


Model LB-14-36 includes:

STAR 50-06 Lopping shear w/2mtr extension

ST-3-06T Chain saw w/telescopic extension

LB-14 Compressor, 8hp Honda, 17.5CFM

Accessories: 50 ft polyurethane hose w/fittings, in-line-oiler for chain saw



THE MOST COMPLETE POWER PRUNING SYSTEM IN THE WORLD

Campagnola Pruning Systems are used by landscapers, arborists, tree service professionals, municipalities, golf courses, orchardists, vineyards, nurseries, and in all commercial and residential locations.



CAMPAGNOLA

The world leader in innovative pruning solutions for the orchard and vineyard

THE MOST COMPLETE POWER PRUNING SYSTEM IN THE WORLD



BREWT

POWERSYSTEMS

Exclusive U.S. importer and distributor of the world's highest-quality horticultural and industrial tools.

Toll Free: 800-255-9180 • Office: 209-726-7270

400 Grogan Avenue • Merced, California 95341

BREWTPOWERSYSTEMS.COM

Thomas Bros. Equipment Sales Inc.

41764 Red Arrow Hwy.

Paw Paw, MI 49079

269-657-3735, Fax 269-657-2110

Toll Free 888-214-6135

email: tbrofab@gmail.com

www.thomasbrosequipmentsales.com

800-255-9180

BREWTPOWERSYSTEMS.COM

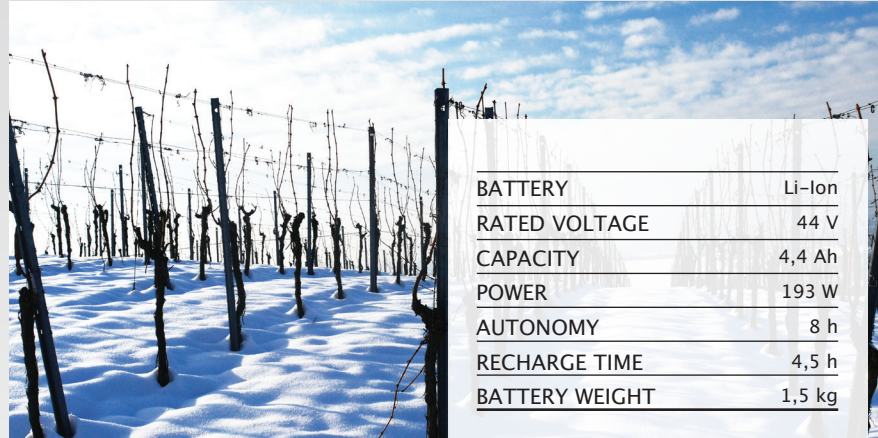
BREWT

NEW


LINE 44



Battery LINE 44



BATTERY	Li-Ion
RATED VOLTAGE	44 V
CAPACITY	4,4 Ah
POWER	193 W
AUTONOMY	8 h
RECHARGE TIME	4,5 h
BATTERY WEIGHT	1,5 kg



Battery Charger



Holster



Carrying case



Blade Filing Stone

	EASY S	EASY L	EASY 80	EASY 150	LINKER
WEIGHT	700 g	810 g	1,3 kg	1,6 kg	940 g
CUTTING DIAMETER*	30 mm	36 mm	36 mm	36 mm	-
BLADE OPENING	40 mm	50 mm	50 mm	50 mm	-
EXTENSION POLE	-	-	80 cm	150 cm	-

*ACCORDING TO THE WOOD TYPE



Campagnola srl
via Lazio 21, Zola Predosa (Bo)
tel. +39 051 753500
www.campagnola.it
star@campagnola.it

Thomas Bros. Equipment Sales Inc.
41764 Red Arrow Hwy, Paw Paw, MI 49079
269-657-3735 Fax 269-657-2110
Toll Free: 866-214-6135
email: tbrofab@gmail.com
www.thomasbrosequipmentsales.com



CAMPAGNOLA

By your side, since 1958

NEW

LINE 44

ONE STRENGTH, MANY ARMS !



LINKER



EASY L



EASY S



EASY 80

EASY 150



www.campagnola.it



NEW

LINE 44

ONE STRENGTH, MANY ARMS !

5 TOOLS

1 BATTERY



8 HOURS OF WORK

GUARANTEED BY CAMPAGNOLA



CAMPAGNOLA

By your side, since 1958

EASY S

SHEAR Ø30



SHEAR Ø36

EASY L

EASY 80

SHEAR WITH EXTENSION
POLE 80 CM - Ø36



SHEAR WITH EXTENSION
POLE 150 CM - Ø36

EASY 150

LINKER

TYING TOOL

