



CALIFORNIA CENTER
ON TEACHING CAREERS

Tulare County
Office of Education

Tim A. Hire, County Superintendent of Schools

VIRTUAL JOB FAIRS

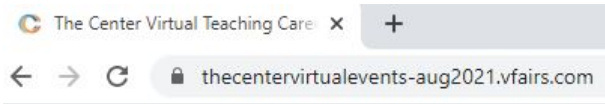
A GUIDE FOR AGENCIES



GETTING TO YOUR BOOTH




1. Go to <https://thecentervirtualevents-aug2021.vfairs.com/>



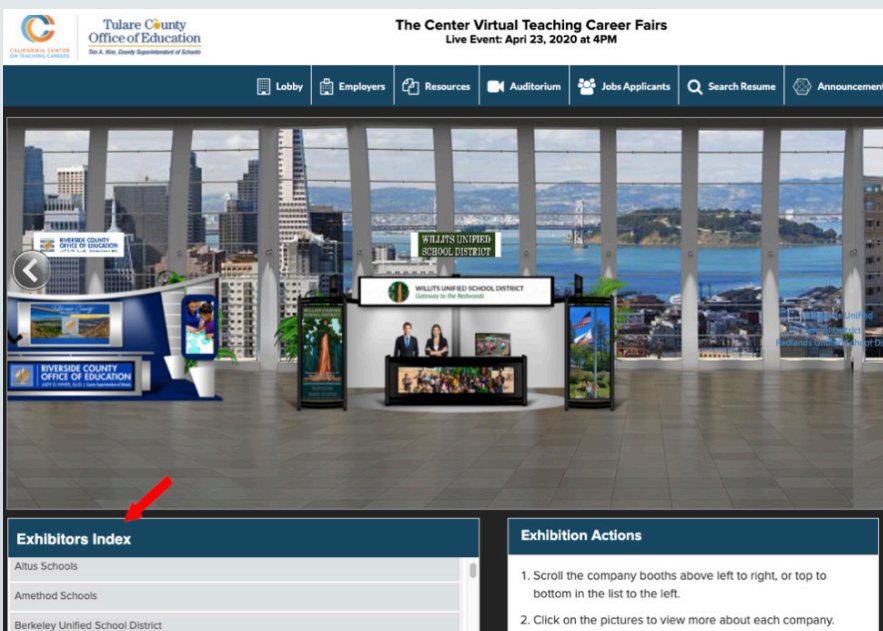
2. Click “Login”



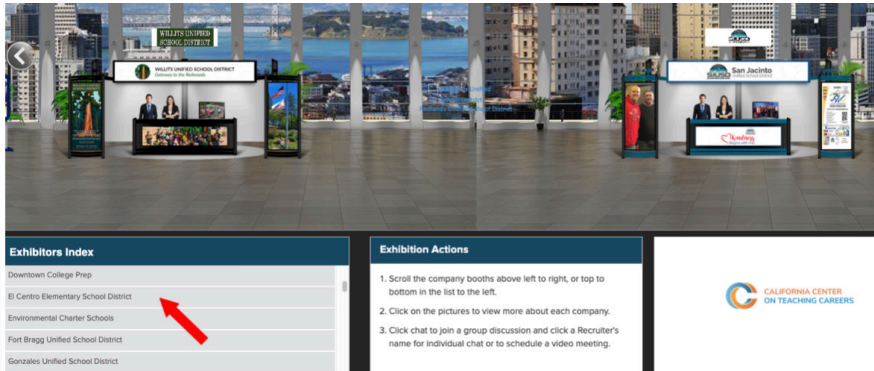
3. Go to Employers tab. Here you'll find the exhibit hall where you can browse other booths and access your own.




4. Find your booth. Your agency's name should be listed in alphabetical order in the Exhibitors Index.



5. Click on your booth name.



6. Go to Chat. The chat button will appear and become active only when the event is live. *This is where you'll be stationed throughout the fair. When a candidate seeks to ask a question or get to know your team, they'll enter your chatroom, which is akin to speaking to you at your booth.* (Please remember to refresh your screen when event goes live)



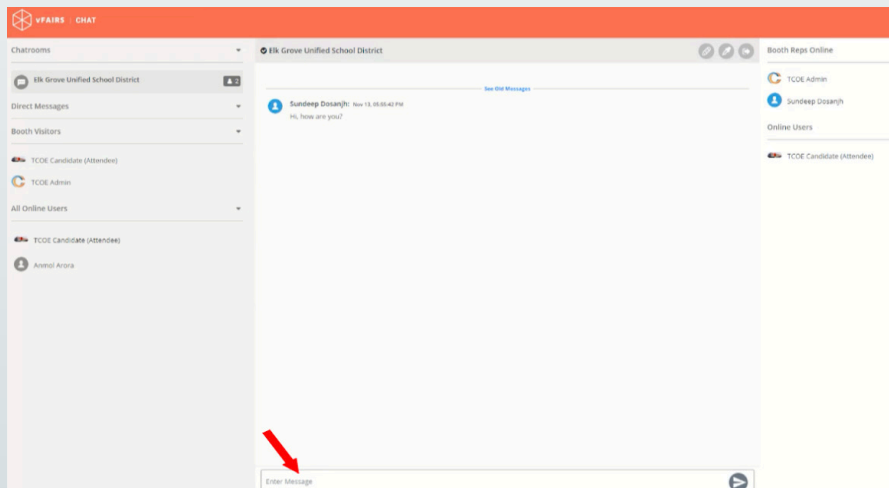
WHAT TO DO DURING THE FAIR OPERATING YOUR CHAT ROOM



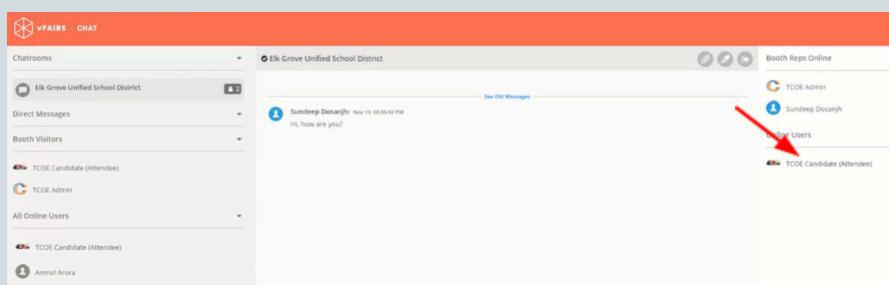
1. Go to Chat. The chat button will appear and become active only when the event is live. *This is where you'll be stationed throughout the fair. When a candidate seeks to ask a question or get to know your team, they'll enter your chatroom, which is akin to speaking to you at your booth.* (Please remember to refresh your screen when event goes live)



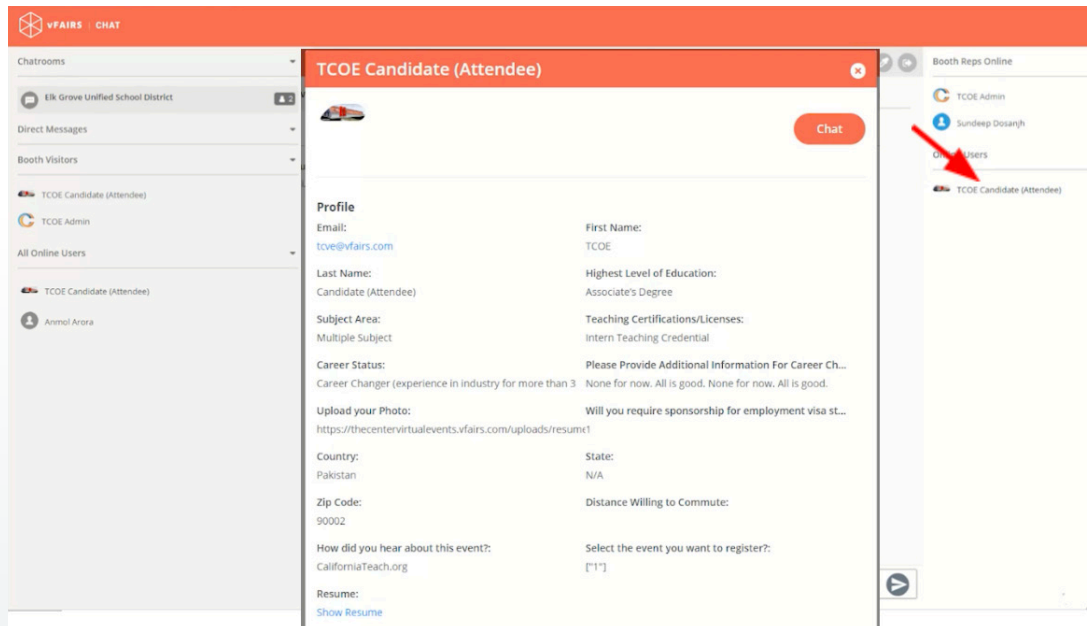
2. Engage teacher candidates visiting your booth - as a group. *To speak with booth visitors, enter a message in the text bar. Anything you say here will be displayed to everyone in the chat. This is best for answering common questions and welcoming folks. This is known as a chatroom.*



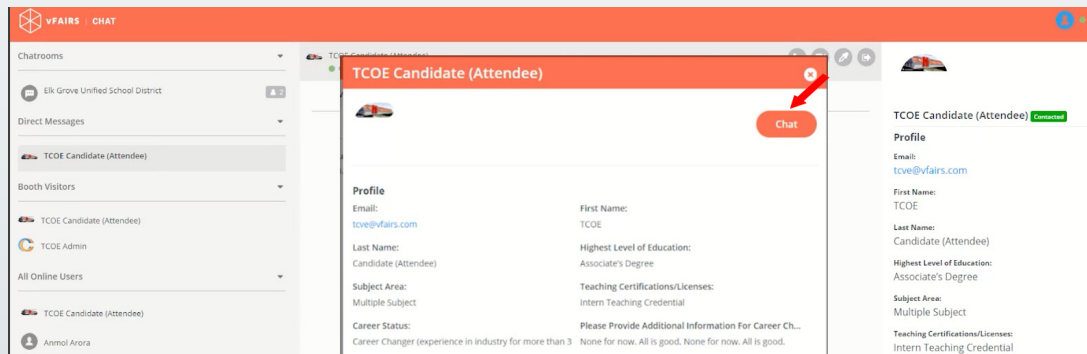
3. Get information about teacher candidates at your booth. *Click on a candidate's name to see their profile.*



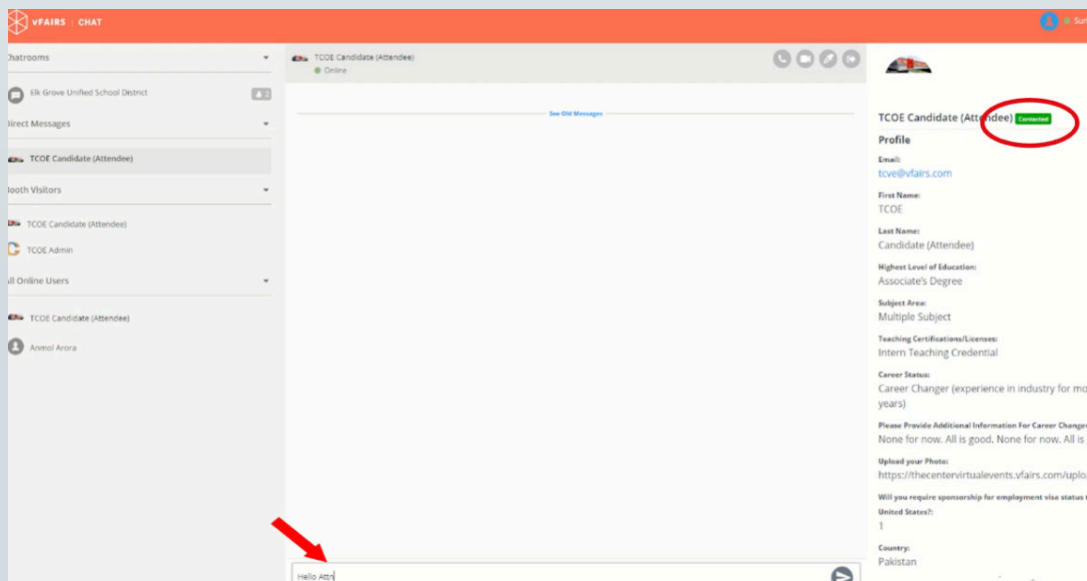
A pop-out screen will appear with the candidate's profile. You can see their name, contact information and resume link here.



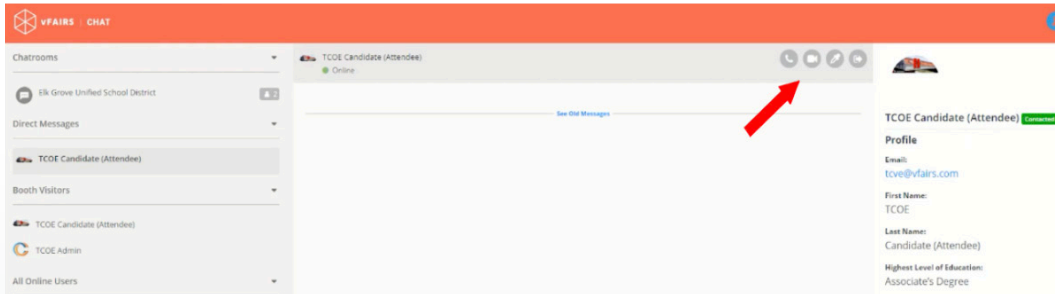
4. Chat with teacher candidates individually. Click on the chat button to connect with teacher candidates privately. We call this a Direct Message. The messages here will only be seen by you and the candidate.



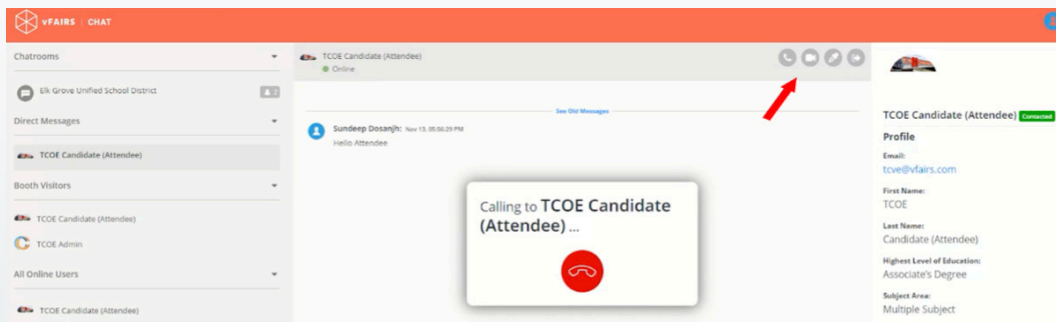
Type your message to the teacher candidate in the text bar. If a candidate has already been contacted by someone on your team, a green box will appear next to their name (right).



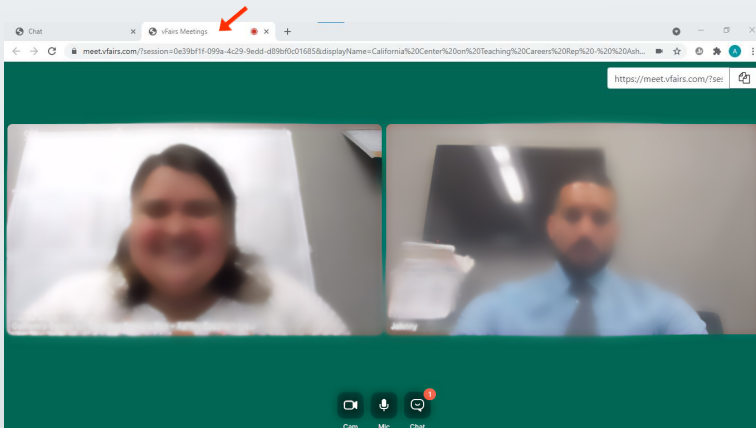
5. Call or video chat with a teacher candidate. *You can place an audio or video call to a teacher candidate here. Speaking to a candidate directly **will help you stand out** by putting a name and face to your agency. Be proactive.*



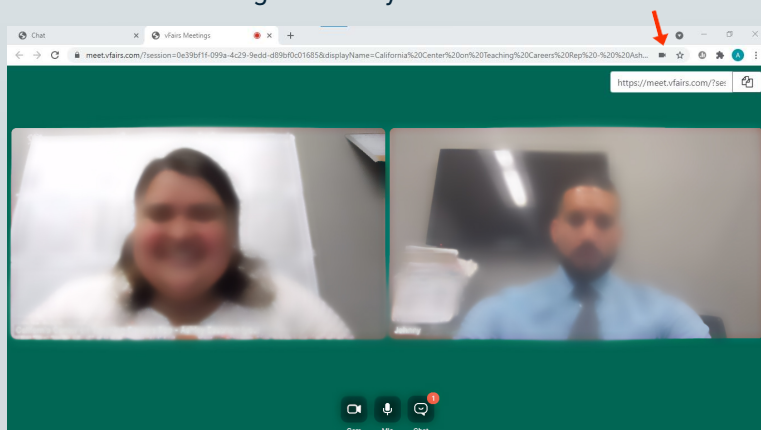
An audio or video call will take place directly in the platform.



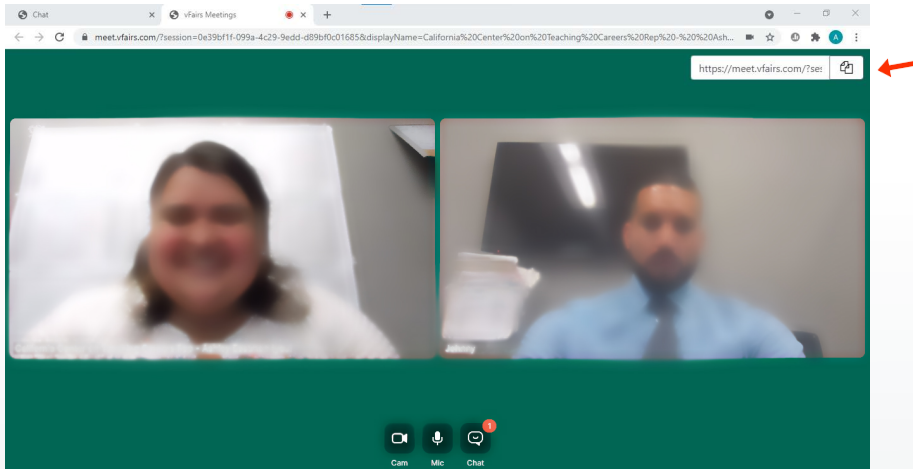
Once connected, your audio or video call will open a new tab. Tab titled vFairs Meetings.



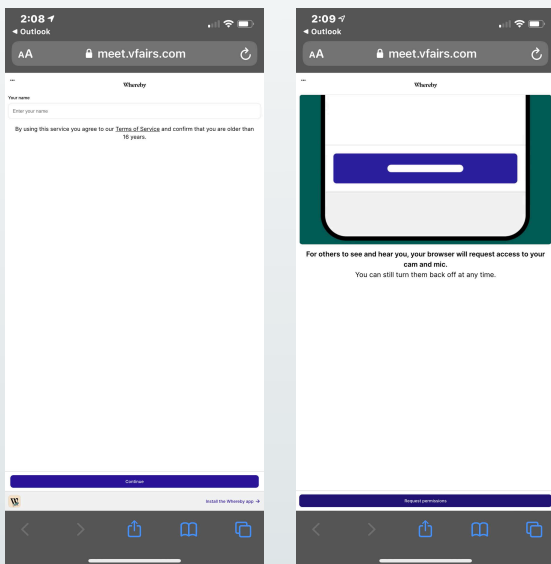
If you are prompted, please allow for use of the Microphone and Camera on your device. We recommend using Chrome as your web-browser and in case you need to change the settings, you can do so by clicking the little camera icon at the right side of your URL.



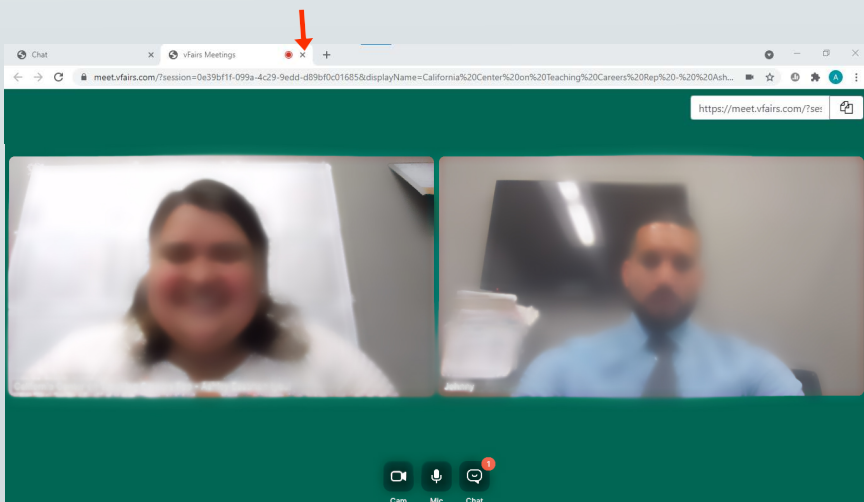
6. In order to conduct a group video chat you will need to invite other admin team members by sharing the video chat link. You will find this at the top right corner with the copy icon (see arrow location).



Once you receive the group video chat email invitation from your team member, click on the link provided and make sure to accept the terms and conditions and submit your name.



When the group video chat is completed, make sure to close out the tab.

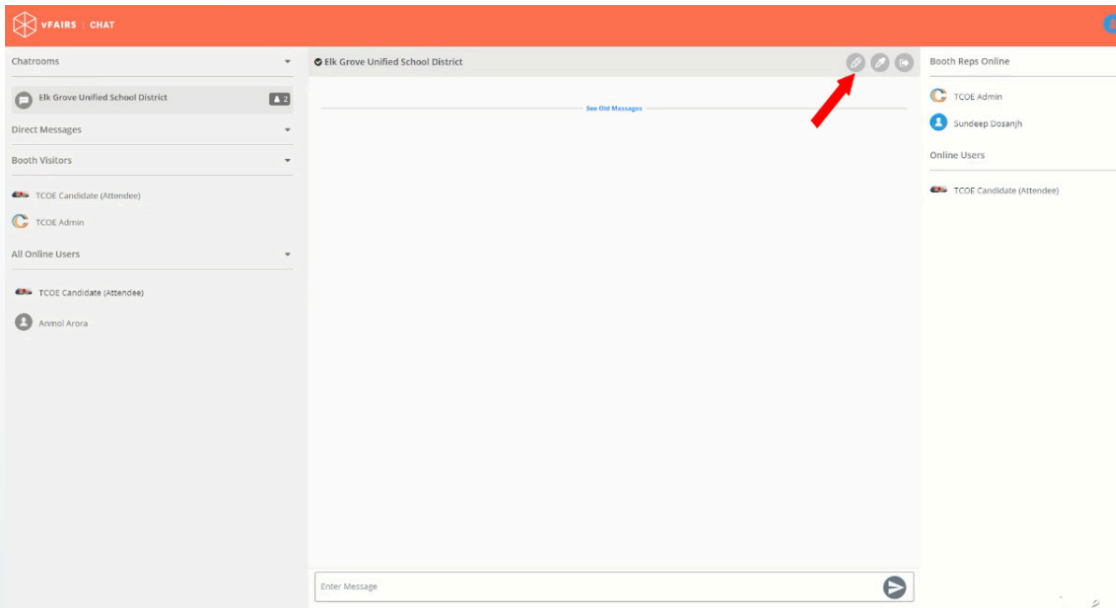


At this point you may return to your virtual event booth chatroom.

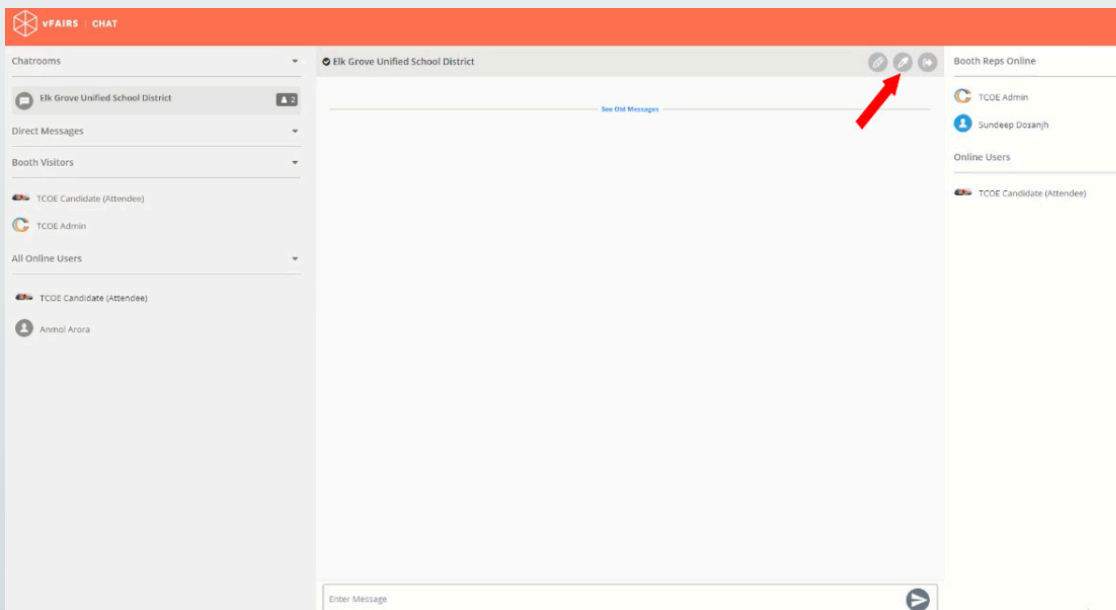
POST ANNOUNCEMENTS (NEW)



1. Post announcements in your chatroom for all your booth visitors to see. *This is especially good for answering questions that keep coming up in the chat.*



2. Pin announcements to top of chat.





Public Chat monitor(s)

- Monitor public chatroom and answer generic questions being asked by candidates. If a question is being repeated several times, utilize the “post announcement” feature to answer the question. You can always edit your announcements.

Direct Chat monitor(s)

- Conduct 1-on-1 chats with potential candidates who your district might be interested in.

Video Interview monitor

- Utilize the video/audio feature to interview candidates of interest. When in a direct message with a candidate select the video camera icon to initiate a video call with the candidate.

Resume monitor

- Filter through registered candidate resumes using the “search resume” tab found in the virtual lobby. Find potential candidates who meet the needs of your district and invite to your booth.

To learn more, visit
CaliforniaTeach.org



CALIFORNIA CENTER ON TEACHING CAREERS

EXECUTIVE DIRECTOR: Donna Glassman-Sommer, donnags@tcoe.org

PROGRAM COORDINATOR: Marvin Lopez, marvinl@tcoe.org